

MONTAGUE COUNTY, TEXAS

2017-2018 BUDGET

This budget will raise more revenue from property taxes than last year's budget by \$595,904, which is a 6.13 percent increase from last year's budget. The property tax revenue raised from new property added to the tax roll this year is \$98,921.

The members of the commissioners court voting on the adoption of the 2017-2018 budget.

FOR: Roy Darden, Mike Mayfield, Mark Murphey, Bob Langford, Judge Rick Lewis.

| | <u>2016</u> | <u>2017</u> |
|--------------------------|-------------|-------------|
| Property Tax Rate | .5097 | .5500 |
| Effective Tax Rate | .5097 | .5172 |
| Effective M & O Tax Rate | .4900 | .4999 |
| Rollback Tax Rate | .5491 | .5572 |
| Debt Rate | .0170 | .0173 |

The total net outstanding bond debt on October 1, 2017 will be \$1,635,000.00.

Filed for Record
at 4:13 o'clock P.M.
8-29-17
County Clerk, Montague County, TX


BUDGET CERTIFICATE

BUDGET OF MONTAGUE COUNTY, TEXAS
OCTOBER 1, 2017 TO SEPTEMBER 30, 2018


STATE OF TEXAS
COUNTY OF MONTAGUE

MONTAGUE, TEXAS
AUGUST 28, 2017


WE, RICK LEWIS, COUNTY JUDGE, GLENDA HENSON, COUNTY CLERK, AND JENNIFER ESSARY, COUNTY AUDITOR, MONTAGUE COUNTY, TEXAS, DO HEREBY CERTIFY THAT THE ATTACHED BUDGET IS A TRUE AND CORRECT COPY OF THE BUDGET OF MONTAGUE COUNTY, TEXAS, AS PASSED AND APPROVED BY THE COMMISSIONERS COURT OF SAID COUNTY ON THE 28TH DAY OF AUGUST, 2017 AS THE SAME APPEARS ON FILE IN THE OFFICE OF THE COUNTY CLERK OF MONTAGUE COUNTY, TEXAS.



Rick Lewis, County Judge

SUBSCRIBED AND SWORN TO ME, THE UNDERSIGNED AUTHORITY, THIS THE 28TH DAY OF AUGUST, 2017


VALORIE STOUT
Notary Public, State of Texas
Comm. Expires 05-16-2020
Notary ID 665783




Valorie Stout
Notary Public - State of Texas
Montague County, Texas



Glenda Henson, County Clerk



Jennifer Essary, County Auditor

2017 AUG 29 P 4:13
MONTAGUE COUNTY CLERK
JENNIFER ESSARY

FILED

SUBSCRIBED AND SWORN TO ME, THE UNDERSIGNED AUTHORITY, THIS THE 28TH DAY OF AUGUST, 2017.


VALORIE STOUT
Notary Public, State of Texas
Comm. Expires 05-16-2020
Notary ID 665783


Valorie Stout
Notary Public - State of Texas
Montague County, Texas

| Account Number and Title | T C | Actual Exper YEAR - 2014 | Actual Exper YEAR - 2015 | Actual Exper YEAR - 2016 | Org Budget YEAR - 2017 | Actual Exper YEAR - 2017 | Prop Budget YEAR - 2018 |
|-----------------------------------|--------|-----------------------------|-----------------------------|-----------------------------|---------------------------|-----------------------------|----------------------------|
| ----- | | | | | | | |
| REPORTING FUND: 0010 GENERAL FUND | | | | | | | |
| ----- | | | | | | | |
| 0310 TAXES | | | | | | | |
| ===== | | | | | | | |
| 0110 CURRENT TAX LEVY | I | 5,817,898.58 | 5,695,662.32 | 6,211,492.13 | 6,243,882.00 | 6,201,525.37 | 6,623,695.00 |
| 0111 DELINQUENT TAXES | I | 64,573.68 | 109,891.72 | 95,535.81 | 85,000.00 | 64,122.69 | 85,000.00 |
| 0115 MIXED DRINK TAX | I | 10,511.46 | 11,392.60 | 11,612.62 | 9,000.00 | 7,716.59 | 9,000.00 |
| 0116 PENALTY & INTEREST | I | 57,663.23 | 66,090.87 | 69,692.75 | 55,000.00 | 52,716.82 | 55,000.00 |
| ----- | | | | | | | |
| TAXES | | 5,950,646.95 | 5,883,037.51 | 6,388,333.31 | 6,392,882.00 | 6,326,081.47 | 6,772,695.00 |
| ----- | | | | | | | |
| 0348 COUNTY JUDGE PROGRAM REV | | | | | | | |
| ===== | | | | | | | |
| 0100 COUNTY JUDGE CIVIL FEES | I | 356.00 | 382.00 | 312.00 | 300.00 | 438.00 | 300.00 |
| 0101 COUNTY JUDGE EDUCATION | I | 520.00 | 620.00 | 525.00 | 500.00 | 430.00 | 500.00 |
| 0102 COUNTY JUDGE CRIMINAL FEE | I | 591.57 | 221.00 | 130.00 | 150.00 | 0.00 | 150.00 |
| ----- | | | | | | | |
| COUNTY JUDGE PROGRAM REV | | 1,467.57 | 1,223.00 | 967.00 | 950.00 | 868.00 | 950.00 |
| ----- | | | | | | | |
| 0349 COUNTY ATTORNY PROG REV | | | | | | | |
| ===== | | | | | | | |
| 0300 CO ATTORNEY CRIMINAL FEES | I | 8,585.50 | 6,702.00 | 4,762.00 | 5,000.00 | 2,797.00 | 5,000.00 |
| 0301 CO ATTORNEY ADM FEE | I | 253.91 | 228.00 | 158.00 | 150.00 | 130.00 | 150.00 |
| ----- | | | | | | | |
| COUNTY ATTORNY PROG REV | | 8,839.41 | 6,930.00 | 4,920.00 | 5,150.00 | 2,927.00 | 5,150.00 |
| ----- | | | | | | | |
| 0351 COUNTY CLERK PROGRAM REV | | | | | | | |
| ===== | | | | | | | |
| 0105 10% TIME PAY FEES | I | 648.50 | 365.00 | 315.00 | 400.00 | 156.50 | 350.00 |
| 0400 COUNTY CLERK GENERAL FEES | I | 214,898.28 | 173,636.86 | 135,374.94 | 130,000.00 | 90,443.19 | 130,000.00 |
| 0401 COUNTY CLERK CIVIL FEE | I | 5,598.00 | 6,333.00 | 7,167.00 | 5,500.00 | 6,131.00 | 6,500.00 |
| 0402 COUNTY CLERK CRIMINAL FEE | I | 14,220.85 | 10,752.75 | 7,936.50 | 9,000.00 | 4,466.00 | 6,000.00 |
| 0403 COURT APPT ATTY FEES | I | 4,132.00 | 2,594.00 | 2,711.00 | 3,000.00 | 1,632.00 | 3,000.00 |
| 0404 COUNTY CLERK MISC CRIM | I | 2,066.00 | 1,406.00 | 908.00 | 1,000.00 | 558.00 | 1,000.00 |
| 0405 COUNTY CLERK LAW LIBRARY | I | 4,690.00 | 5,285.00 | 5,950.00 | 5,000.00 | 5,075.00 | 5,500.00 |
| 0406 DRUG COURT COST FEE | I | 863.00 | 541.00 | 389.00 | 450.00 | 234.00 | 450.00 |
| 0407 SUPPLEMENT COURT G-SHIP FEE | I | 2,100.00 | 2,500.00 | 2,160.00 | 2,000.00 | 1,720.00 | 2,000.00 |
| 0409 COURT REPORTER FEE | I | 2,010.00 | 2,265.00 | 2,460.00 | 2,000.00 | 2,160.00 | 2,000.00 |
| 0487 IN/OUT | I | 1,285.00- | 285.00 | 75.00- | 0.00 | 0.00 | |
| 0490 COUNTY CLERK JURY FEES | I | 0.00 | 0.00 | 0.00 | 0.00 | 0.00 | |
| 0496 CO CLERK COLLECTION AGENCY | I | 263.28- | 443.68 | 15.90- | 0.00 | 23.50 | |
| 0710 BOND FORF REVENUE | I | 0.00 | 4,080.09 | 14,517.18 | 0.00 | 10,992.93 | |
| 0966 VISUAL RECORDING FEE | I | 345.00 | 360.00 | 225.00 | 0.00 | 240.00 | |
| 0995 AMSC WARRANT FEES | I | 0.00 | 0.00 | 0.00 | 0.00 | 0.00 | |
| 0997 EMAIL COPY FEE | I | 21.00 | 43.00 | 338.00 | 0.00 | 310.00 | |
| 0998 XEROX COPIES | I | 53,649.00 | 31,222.00 | 20,818.00 | 22,000.00 | 9,485.75 | 20,000.00 |
| 0999 FAX CHARGES | I | 458.00 | 387.00 | 353.00 | 200.00 | 236.00 | 200.00 |
| ----- | | | | | | | |
| COUNTY CLERK PROGRAM REV | | 304,151.35 | 242,499.38 | 201,531.72 | 180,550.00 | 133,863.87 | 177,000.00 |
| ----- | | | | | | | |
| 0352 J.P. #1 PROGRAM REVENUES | | | | | | | |
| ===== | | | | | | | |
| 0107 10% TIME PAY FEES | I | 365.00 | 282.50 | 302.50 | 300.00 | 292.50 | 300.00 |
| 0121 COUNTY FINES | I | 97,138.96 | 81,474.20 | 91,637.78 | 80,000.00 | 74,001.05 | 80,000.00 |
| 0127 MISC CRIMINAL FEES | I | 19,422.14 | 11,515.31 | 9,334.20 | 10,000.00 | 8,531.20 | 10,000.00 |
| 0137 J.P. #1 CIVIL FEES | I | 826.00 | 1,171.00 | 1,322.00 | 1,000.00 | 950.00 | 1,000.00 |
| 0491 J.P. #1 JURY FEES | I | 15.00 | 0.00 | 0.00 | 0.00 | 0.00 | |

| Account Number and Title | T C | Actual Exper YEAR - 2014 | Actual Exper YEAR - 2015 | Actual Exper YEAR - 2016 | Org Budget YEAR - 2017 | Actual Exper YEAR - 2017 | Prop Budget YEAR - 2018 |
|------------------------------------|--------|-----------------------------|-----------------------------|-----------------------------|---------------------------|-----------------------------|----------------------------|
| ----- | | | | | | | |
| REPORTING FUND: 0010 GENERAL FUND | | | | | | | |
| 0496 JP #1 COLLECTION AGENCY FEES | I | 0.00 | 0.00 | 0.00 | 0.00 | 1,375.20 | |
| 0497 PARKS & WILDLIFE FEE | I | 0.00 | 0.00 | 391.30- | 0.00 | 327.25 | |
| 0995 AMSC WARRANT FEES | I | 0.00 | 0.00 | 0.00 | 0.00 | 0.00 | |
| ----- | | | | | | | |
| J.P. #1 PROGRAM REVENUES | | 117,767.10 | 94,443.01 | 102,205.18 | 91,300.00 | 85,477.20 | 91,300.00 |
| 0353 J.P. #2 PROGRAM REVENUES | | | | | | | |
| ===== | | | | | | | |
| 0108 10% TIME PAY FEES | I | 320.00 | 456.00 | 243.50 | 150.00 | 217.00 | 150.00 |
| 0122 COUNTY FINES | I | 186,236.52 | 191,663.15 | 135,115.57 | 100,000.00 | 100,848.50 | 100,000.00 |
| 0128 J.P. #2 MISC CRIMINAL FEE | I | 58,308.44 | 43,253.79 | 38,049.59 | 40,000.00 | 24,104.45 | 40,000.00 |
| 0138 J.P. #2 CIVIL FEES | I | 3,046.46 | 3,072.00 | 2,995.00 | 3,000.00 | 3,094.00 | 3,000.00 |
| 0487 IN AND OUT | I | 0.00 | 0.00 | 0.00 | 0.00 | 0.00 | |
| 0488 CREDIT CARD FEES | I | 0.00 | 0.00 | 0.00 | 0.00 | 0.00 | |
| 0492 J.P. #2 JURY FEES | I | 0.00 | 0.00 | 0.00 | 0.00 | 44.00 | |
| 0496 JP #2 COLLECTION AGENCY FEES | I | 0.00 | 0.00 | 0.00 | 0.00 | 0.00 | |
| 0497 PARKS & WILDLIFE FEE | I | 0.00 | 0.00 | 0.00 | 0.00 | 0.00 | |
| 0995 AMSC WARRANT FEES | I | 0.00 | 0.00 | 0.00 | 0.00 | 0.00 | |
| ----- | | | | | | | |
| J.P. #2 PROGRAM REVENUES | | 247,911.42 | 238,444.94 | 176,403.66 | 143,150.00 | 128,307.95 | 143,150.00 |
| 0354 DIST CLERK PROGRAM REV | | | | | | | |
| ===== | | | | | | | |
| 0106 10% TIME PAY FEES | I | 185.00 | 222.50 | 167.50 | 150.00 | 130.00 | 150.00 |
| 0124 DISTRICT COURT CIVIL FINES | I | 0.00 | 0.00 | 0.00 | 0.00 | 0.00 | |
| 0125 DISTRICT COURT CRIMINAL FINES | I | 51,110.09 | 61,124.91 | 76,633.27 | 55,000.00 | 46,130.23 | 60,000.00 |
| 0406 DRUG COURT COST FEE | I | 80.00 | 274.00 | 166.00 | 0.00 | 126.00 | |
| 0487 IN/OUT | I | 103.00 | 2,319.09 | 1,636.68 | 0.00 | 2,240.00- | |
| 0488 CREDIT CARD FEES | I | 53.24 | 106.52- | 136.07- | 0.00 | 70.01- | |
| 0493 SHRF CIVIL JURY FEES | I | 1,050.00 | 655.00 | 1,010.00 | 600.00 | 450.00 | 600.00 |
| 0494 SHRF CRIM JURY FEE | I | 73.00 | 97.00 | 63.00 | 50.00 | 54.00 | 50.00 |
| 0495 SHERIFF TRANSPORT FEE | I | 0.00 | 0.00 | 0.00 | 0.00 | 0.00 | |
| 0496 DIST CLERK COLLECTION AGENCY | I | 0.00 | 0.00 | 0.00 | 0.00 | 621.00 | |
| 0600 COURT APPT ATTORNEY FEES | I | 20,353.50 | 21,596.00 | 15,190.00 | 15,000.00 | 13,173.50 | 15,000.00 |
| 0700 DIST CLERK CIVIL FEES | I | 41,791.40 | 32,133.24 | 51,113.66 | 40,000.00 | 36,319.02 | 40,000.00 |
| 0702 DIST CLERK CRIMINAL FEE | I | 9,172.00 | 9,356.00 | 9,417.00 | 9,000.00 | 7,228.50 | 9,000.00 |
| 0705 FAMILY PROTECTION FEE | I | 1,830.00 | 1,800.00 | 2,145.00 | 2,000.00 | 1,395.00 | 2,000.00 |
| 0707 DISTRICT CLERK MISC FEES | I | 2,252.00 | 2,221.00 | 2,033.00 | 2,000.00 | 1,476.00 | 2,000.00 |
| 0708 DIST CLERK LAW LIBRARY | I | 7,805.00 | 8,190.00 | 9,660.00 | 8,000.00 | 6,860.00 | 8,000.00 |
| 0710 DIST ATT BOND FORF REVENUE | I | 920.74 | 964.11 | 3,571.83 | 0.00 | 7.74 | |
| 0997 NOTARY FEES | I | 0.00 | 0.00 | 0.00 | 0.00 | 0.00 | |
| 0998 XEROX COPIES | I | 13,178.00 | 7,656.00 | 11,184.00 | 7,000.00 | 8,174.00 | 7,000.00 |
| ----- | | | | | | | |
| DIST CLERK PROGRAM REV | | 149,956.97 | 148,502.33 | 183,854.87 | 138,800.00 | 119,834.98 | 143,800.00 |
| 0355 SHERIFF PROGRAM REVENUES | | | | | | | |
| ===== | | | | | | | |
| 0200 SHERIFF CIVIL FEES | I | 1,731.00 | 3,727.00 | 6,664.92 | 2,000.00 | 5,961.84 | 4,000.00 |
| 0202 SHERIFF CRIMINAL FEES | I | 1,451.00 | 424.00 | 655.00 | 800.00 | 0.00 | 200.00 |
| 0487 IN/OUT | I | 171.50 | 544.20- | 1,795.10 | 0.00 | 188.50 | |
| ----- | | | | | | | |
| SHERIFF PROGRAM REVENUES | | 3,353.50 | 3,606.80 | 9,115.02 | 2,800.00 | 6,150.34 | 4,200.00 |

| Account Number and Title | T C | Actual Exper YEAR - 2014 | Actual Exper YEAR - 2015 | Actual Exper YEAR - 2016 | Org Budget YEAR - 2017 | Actual Exper YEAR - 2017 | Prop Budget YEAR - 2018 |
|-----------------------------------|--------|-----------------------------|-----------------------------|-----------------------------|---------------------------|-----------------------------|----------------------------|
| ----- | | | | | | | |
| REPORTING FUND: 0010 GENERAL FUND | | | | | | | |
| ----- | | | | | | | |
| 0357 COUNTY TREASURER PROG REV | | | | | | | |
| ===== | | | | | | | |
| 0900 COUNTY TREASURER FEES | I | 99,371.36 | 40,523.84 | 4,109.50 | 45,000.00 | 24,984.16 | 45,000.00 |
| 0902 INSF CHECK FEES | I | 410.00 | 340.00 | 410.00 | 300.00 | 370.00 | 300.00 |
| ----- | | | | | | | |
| COUNTY TREASURER PROG REV | | 99,781.36 | 40,863.84 | 4,519.50 | 45,300.00 | 25,354.16 | 45,300.00 |
| ----- | | | | | | | |
| 0358 CONSTABLE PROGRAM REVENUE | | | | | | | |
| ===== | | | | | | | |
| 0220 CONSTABLE CIVIL FEES | I | 59,647.50 | 58,772.93 | 71,857.83 | 55,000.00 | 60,700.02 | 55,000.00 |
| 0222 CONSTABLE CRIMINAL FEES | I | 0.00 | 5,128.75 | 0.00 | 0.00 | 0.00 | |
| 0487 CONSTABLE IN & OUT | I | 0.00 | 0.00 | 141.78 | 0.00 | 0.00 | |
| ----- | | | | | | | |
| CONSTABLE PROGRAM REVENUE | | 59,647.50 | 63,901.68 | 71,716.05 | 55,000.00 | 60,700.02 | 55,000.00 |
| ----- | | | | | | | |
| 0359 TAX A/C PROGRAM REVENUES | | | | | | | |
| ===== | | | | | | | |
| 0500 AUTO REGISTRATION FEES | I | 223,442.56 | 260,355.03 | 233,229.92 | 220,000.00 | 200,767.51 | 220,000.00 |
| 0501 AD VALOREM FEES | I | 19,605.78 | 10,529.17 | 41,801.53 | 35,000.00 | 46,321.53 | 35,000.00 |
| 0502 ALCOHOLIC BEVERAGE FEES | I | 831.50 | 403.00 | 6,504.00 | 0.00 | 545.00 | |
| 0503 SCOFFLAW REVENUE | I | 20.00 | 0.00 | 0.00 | 0.00 | 0.00 | 0.00 |
| ----- | | | | | | | |
| TAX A/C PROGRAM REVENUES | | 243,899.84 | 271,287.20 | 281,535.45 | 255,000.00 | 247,634.04 | 255,000.00 |
| ----- | | | | | | | |
| 0370 MISC. INCOME | | | | | | | |
| ===== | | | | | | | |
| 0112 FEDERAL PAYMENTS | I | 0.00 | 0.00 | 0.00 | 0.00 | 0.00 | |
| 0119 TEXPOOL INTEREST | I | 0.00 | 0.00 | 0.00 | 0.00 | 0.00 | |
| 0120 INTEREST EARNED | I | 512.10 | 717.75 | 812.46 | 500.00 | 40,873.87 | 600.00 |
| 0130 SALES | I | 4,807.97 | 66,586.90 | 97,600.00 | 0.00 | 0.00 | |
| 0210 OIL ROYALTY | I | 38,274.94 | 18,176.45 | 11,231.44 | 8,000.00 | 14,262.29 | 8,000.00 |
| 0401 D.A. REFUND/ARCHER | I | 77,767.93 | 75,272.46 | 86,016.60 | 82,586.00 | 61,590.57 | 84,121.00 |
| 0402 D.A. REFUND/CLAY | I | 94,674.02 | 91,636.01 | 104,715.87 | 100,539.00 | 74,979.81 | 102,409.00 |
| 0409 JUROR REIMBURSEMENT | I | 8,530.00 | 8,602.00 | 10,744.00 | 8,000.00 | 2,686.00 | 8,000.00 |
| 0411 REFUNDS | I | 21,043.09 | 27,636.25 | 8,200.08 | 10,000.00 | 71,102.32 | 10,000.00 |
| 0412 LEASES | I | 6,000.00 | 6,000.00 | 6,000.00 | 6,000.00 | 6,000.00 | 6,000.00 |
| 0413 CONTRACTED ELECTION EXPENSE | I | 1,382.57 | 25,955.50 | 36.00 | 0.00 | 7,916.05 | |
| 0415 TOBACCO SETTLEMENT | I | 0.00 | 0.00 | 0.00 | 0.00 | 0.00 | |
| 0420 JAIL PHONE | I | 16,117.90 | 20,149.52 | 19,020.48 | 15,000.00 | 6,893.24 | 15,000.00 |
| 0427 CO JUDGE STATE GRANT | I | 18,947.34 | 17,567.76 | 25,827.30 | 25,200.00 | 15,571.45 | 25,200.00 |
| 0428 ADA STATE LONGEVITY GRANT | I | 3,750.00 | 2,500.00 | 5,000.00 | 5,000.00 | 3,750.00 | 5,000.00 |
| 0476 CO ATTY STATE SUPP | I | 46,666.00 | 23,333.00 | 23,333.00 | 23,333.00 | 0.00 | 23,333.00 |
| 0480 INDIGENT DEFENSE GRANT | I | 32,083.00 | 20,597.50 | 21,615.25 | 15,000.00 | 16,871.75 | 15,000.00 |
| 0490 HAVA GRANT | I | 0.00 | 0.00 | 0.00 | 0.00 | 0.00 | |
| 0491 MEDICAL | I | 0.00 | 0.00 | 0.00 | 0.00 | 0.00 | |
| 0492 MASS GATHERING PERMIT | I | 0.00 | 0.00 | 300.00 | 0.00 | 300.00 | |
| 0571 RADIO GRANT REV | I | 0.00 | 0.00 | 8,434.00 | 0.00 | 0.00 | |
| 0573 MEDICAL REIMBURSEMENT | I | 0.00 | 0.00 | 0.00 | 0.00 | 28,344.07 | |
| 0574 PRISONER HOUSING | I | 0.00 | 0.00 | 47,425.00 | 0.00 | 3,045.00 | |
| 0898 CASH RESERVES | I | 0.00 | 0.00 | 0.00 | 0.00 | 0.00 | 567,600.00 |
| 0901 TRANSFER | I | 153,371.95 | 240,348.04 | 0.00 | 0.00 | 750,000.00 | 38,000.00 |
| 0995 AMSC WARRANT FEES | I | 0.00 | 0.00 | 0.00 | 0.00 | 0.00 | |
| 0997 NOTARY FEES | I | 0.00 | 0.00 | 0.00 | 0.00 | 0.00 | |
| 0998 OTHER SOURCES | I | 21,132.60 | 9,681.40 | 8,947.20 | 0.00 | 0.00 | |
| 0999 OTHER/MISC REVENUE | I | 40,174.62 | 37,933.96 | 14,248.62 | 0.00 | 17,243.62 | |
| ----- | | | | | | | |
| MISC. INCOME | | 585,236.03 | 692,694.50 | 499,507.30 | 299,158.00 | 1,121,430.04 | 908,263.00 |

| Account Number and Title | T C | Actual Exper YEAR - 2014 | Actual Exper YEAR - 2015 | Actual Exper YEAR - 2016 | Org Budget YEAR - 2017 | Actual Exper YEAR - 2017 | Prop Budget YEAR - 2018 |
|-----------------------------------|--------|-----------------------------|-----------------------------|-----------------------------|---------------------------|-----------------------------|----------------------------|
| ----- | | | | | | | |
| REPORTING FUND: 0010 GENERAL FUND | | | | | | | |
| 0400 CONTINGENCY EXPENSES | | | | | | | |
| ===== | | | | | | | |
| 0004 GROUP INS BENEFITS | E | 18,000.00 | 18,000.00 | 18,600.00 | 18,600.00 | 18,600.00 | 18,600.00 |
| 0107 COMP TIME | E | 0.00 | 0.00 | 0.00 | 15,000.00 | 0.00 | 15,000.00 |
| 0203 RETIREMENT | E | 0.00 | 0.00 | 450,000.00 | 0.00 | 0.00 | |
| 0414 AUTOPSY | E | 68,625.50 | 93,233.00 | 84,445.00 | 100,000.00 | 69,661.30 | 100,000.00 |
| 0480 LEGAL EXPENSE | E | 5,896.00 | 7,861.00 | 13,900.21 | 18,000.00 | 12,900.21 | 20,000.00 |
| 0490 COUNTY HEALTH DIRECTOR | E | 0.00 | 0.00 | 0.00 | 5,000.00 | 5,000.00 | 5,000.00 |
| 0491 CHD ABATEMENT COST | E | 0.00 | 0.00 | 0.00 | 1,000.00 | 0.00 | 1,000.00 |
| 0800 INVESTMENTS CDS | E | 0.00 | 0.00 | 1,000,000.00 | 0.00 | 0.00 | |
| 0805 CONTINGENCY EXPENSE | E | 3,713.99 | 24,264.88 | 0.00 | 100,000.00 | 0.00 | 400,000.00 |
| ----- | | | | | | | |
| CONTINGENCY EXPENSES | | 96,235.49 | 143,358.88 | 1,566,945.21 | 257,600.00 | 106,161.51 | 559,600.00 |
| 0401 COMMISSIONERS COURT | | | | | | | |
| ===== | | | | | | | |
| 0105 PART TIME | E | 4,083.00 | 8,626.50 | 10,792.50 | 15,000.00 | 7,185.00 | 15,000.00 |
| 0201 SOCIAL SECURITY | E | 253.14 | 534.84 | 669.14 | 931.00 | 445.48 | 931.00 |
| 0205 MEDICARE TAX | E | 59.22 | 125.08 | 156.53 | 218.00 | 104.21 | 218.00 |
| 0310 OFFICE SUPPLIES | E | 1,364.38 | 952.04 | 1,784.58 | 1,000.00 | 585.35 | 1,000.00 |
| 0400 DUES AND BONDS | E | 6,132.64 | 6,003.69 | 5,208.93 | 5,500.00 | 6,695.09 | 5,500.00 |
| 0420 COMMUNICATION | E | 0.00 | 500.04 | 939.48 | 501.00 | 716.94 | 501.00 |
| 0425 TRANSPORTATION | E | 2,643.15 | 1,437.33 | 1,261.70 | 5,000.00 | 5,363.52 | 5,000.00 |
| 0427 TRAINING | E | 695.00 | 1,035.00 | 1,030.00 | 1,200.00 | 1,040.00 | 1,200.00 |
| 0480 LEGAL | E | 1,000.00 | 0.00 | 0.00 | 5,000.00 | 0.00 | 5,000.00 |
| 0481 REDISTRICTING EXPENSE | E | 0.00 | 0.00 | 0.00 | 0.00 | 0.00 | |
| 0570 MACHINERY & EQUIPMENT | E | 1,130.92 | 1,196.00 | 1,496.93 | 1,500.00 | 0.00 | 1,500.00 |
| 0571 TECHNOLOGY EQUIPMENT | E | 0.00 | 0.00 | 0.00 | 0.00 | 0.00 | |
| 0901 TRANSFER | E | 51,731.00 | 51,731.00 | 54,316.00 | 54,318.00 | 0.00 | 57,034.00 |
| ----- | | | | | | | |
| COMMISSIONERS COURT | | 69,092.45 | 72,141.52 | 77,655.79 | 90,168.00 | 22,135.59 | 92,884.00 |
| 0403 COUNTY CLERK | | | | | | | |
| ===== | | | | | | | |
| 0101 COUNTY CLERK SALARY | E | 50,671.38 | 50,699.22 | 53,186.60 | 53,235.00 | 40,950.00 | 55,897.00 |
| 0103 CHIEF DEPUTY SALARY | E | 39,556.10 | 39,768.82 | 41,719.56 | 41,758.00 | 32,121.20 | 43,845.00 |
| 0104 DEPUTIES SALARY | E | 107,679.88 | 101,263.07 | 112,878.24 | 75,322.00 | 59,387.68 | 79,082.00 |
| 0106 RECORD MGMT CLERK/SEC | E | 0.00 | 0.00 | 0.00 | 24,024.00 | 17,398.80 | 25,226.00 |
| 0120 LONGEVITY BONUS | E | 740.00 | 380.00 | 365.00 | 530.00 | 530.00 | 605.00 |
| 0150 MEAL EXPENSE | E | 0.00 | 0.00 | 0.00 | 0.00 | 0.00 | |
| 0201 SOCIAL SECURITY | E | 12,167.91 | 11,703.69 | 12,782.67 | 12,082.00 | 8,929.57 | 12,689.00 |
| 0202 GROUP INSURANCE | E | 42,544.98 | 41,995.10 | 47,334.50 | 47,000.00 | 35,118.90 | 50,565.00 |
| 0203 RETIREMENT | E | 29,645.59 | 27,796.59 | 29,297.48 | 27,984.00 | 21,271.37 | 29,143.00 |
| 0205 MEDICARE TAX | E | 2,845.52 | 2,737.05 | 2,989.36 | 2,826.00 | 2,088.26 | 2,968.00 |
| 0310 OFFICE SUPPLIES | E | 2,232.11 | 2,317.53 | 2,055.22 | 2,500.00 | 419.56 | 2,000.00 |
| 0315 BINDERS | E | 669.37 | 943.90 | 411.10 | 1,000.00 | 315.50 | 1,000.00 |
| 0316 FORMS | E | 0.00 | 411.40 | 476.20 | 500.00 | 0.00 | 500.00 |
| 0318 BOOKS | E | 51.00 | 0.00 | 157.95 | 200.00 | 0.00 | 200.00 |
| 0319 DOCKETS | E | 500.00 | 368.52 | 500.00 | 0.00 | 0.00 | 0.00 |
| 0400 DUES AND BONDS | E | 965.00 | 965.00 | 966.00 | 1,000.00 | 890.00 | 1,000.00 |
| 0425 TRANSPORTATION | E | 1,822.81 | 2,071.93 | 1,825.60 | 2,500.00 | 1,623.94 | 2,500.00 |
| 0427 TRAINING | E | 1,235.00 | 790.00 | 1,105.00 | 1,500.00 | 605.00 | 1,500.00 |
| 0450 REPAIR & MAINT | E | 0.00 | 94.00 | 500.00 | 500.00 | 53.93 | 500.00 |
| 0460 RENTAL/AGREEMENTS | E | 4,187.14 | 4,093.41 | 4,109.66 | 2,800.00 | 2,832.34 | 4,000.00 |
| 0473 IN/OUT | E | 0.00 | 5.00 | 0.00 | 0.00 | 0.00 | 0.00 |

| Account Number and Title | T C | Actual Exper YEAR - 2014 | Actual Exper YEAR - 2015 | Actual Exper YEAR - 2016 | Org Budget YEAR - 2017 | Actual Exper YEAR - 2017 | Prop Budget YEAR - 2018 |
|-----------------------------------|--------|-----------------------------|-----------------------------|-----------------------------|---------------------------|-----------------------------|----------------------------|
| ----- | | | | | | | |
| REPORTING FUND: 0010 GENERAL FUND | | | | | | | |
| 0570 MACHINERY & EQUIPMENT | E | 1,176.24 | 868.25 | 0.00 | 1,000.00 | 0.00 | 1,000.00 |
| 0571 TECHNOLOGY EQUIPMENT | E | 0.00 | 0.00 | 0.00 | 0.00 | 0.00 | |
| ----- | | | | | | | |
| COUNTY CLERK | | 298,690.03 | 289,262.48 | 312,660.14 | 298,261.00 | 224,536.05 | 314,220.00 |
| 0405 VETERAN'S SERVICE OFFICER | | | | | | | |
| ===== | | | | | | | |
| 0102 SERVICE OFFICER SALARY | E | 44,236.01 | 46,402.98 | 48,670.24 | 48,715.00 | 37,472.80 | 51,151.00 |
| 0105 PART TIME | E | 9,996.00 | 0.00 | 0.00 | 0.00 | 0.00 | 0.00 |
| 0106 SECRETARY | E | 0.00 | 22,924.00 | 24,002.00 | 24,024.00 | 18,480.00 | 25,226.00 |
| 0120 LONGEVITY BONUS | E | 0.00 | 10.00 | 20.00 | 40.00 | 40.00 | 60.00 |
| 0201 SOCIAL SECURITY | E | 3,362.32 | 4,298.81 | 4,507.07 | 4,512.00 | 3,471.68 | 4,740.00 |
| 0202 GROUP INSURANCE | E | 48.59 | 805.48 | 6,755.10 | 9,400.00 | 7,062.84 | 10,113.00 |
| 0203 RETIREMENT | E | 6,610.94 | 10,074.21 | 10,231.30 | 10,450.00 | 7,920.47 | 10,885.00 |
| 0205 MEDICARE TAX | E | 786.41 | 1,005.42 | 1,054.14 | 1,056.00 | 811.97 | 1,109.00 |
| 0310 OFFICE SUPPLIES | E | 1,578.36 | 2,300.33 | 2,517.50 | 1,000.00 | 424.46 | 1,000.00 |
| 0425 TRANSPORTATION | E | 847.63 | 703.10 | 280.00 | 1,000.00 | 0.00 | 1,000.00 |
| 0427 TRAINING | E | 0.00 | 250.00 | 0.00 | 1,000.00 | 0.00 | 1,000.00 |
| 0450 REPAIR & MAINT | E | 115.00 | 0.00 | 0.00 | 0.00 | 0.00 | |
| 0460 RENTAL/AGREEMENTS | E | 386.48 | 551.32 | 333.76 | 500.00 | 110.52 | 500.00 |
| 0570 MACHINERY & EQUIPMENT | E | 0.00 | 0.00 | 0.00 | 0.00 | 0.00 | |
| 0571 TECHNOLOGY EQUIPMENT | E | 0.00 | 0.00 | 0.00 | 0.00 | 0.00 | |
| ----- | | | | | | | |
| VETERAN'S SERVICE OFFICER | | 67,967.74 | 89,325.65 | 97,811.11 | 101,697.00 | 75,794.74 | 106,784.00 |
| 0409 NON DEPARTMENTAL | | | | | | | |
| ===== | | | | | | | |
| 0204 WORKMEN'S COMPENSATION | E | 21,638.00 | 26,312.71 | 33,579.76 | 20,000.00 | 20,769.78 | 20,000.00 |
| 0206 UNEMPLOYMENT INSURANCE | E | 9,059.24 | 11,727.59 | 26,531.89 | 15,000.00 | 9,533.10 | 15,000.00 |
| 0310 OFFICE SUPPLIES | E | 550.58 | 277.30 | 35.98 | 0.00 | 0.00 | |
| 0311 COPIER & PRINTER SUPPLIES | E | 6,421.79 | 6,009.45 | 5,765.72 | 0.00 | 3,633.05 | 7,000.00 |
| 0317 PRINTING | E | 141.65 | 457.00 | 0.00 | 500.00 | 0.00 | 500.00 |
| 0332 POSTAGE AND BOX RENT | E | 53,345.22 | 40,949.92 | 53,938.75 | 45,000.00 | 22,670.79 | 45,000.00 |
| 0400 DUES | E | 0.00 | 0.00 | 2,547.19 | 0.00 | 0.00 | |
| 0415 PROPERTY TAX | E | 0.00 | 0.00 | 468.78 | 700.00 | 716.36 | 700.00 |
| 0420 COMMUNICATION | E | 30,100.41 | 32,617.29 | 30,529.45 | 40,000.00 | 28,848.49 | 40,000.00 |
| 0428 APPRAISAL DISTRICT | E | 89,592.00 | 157,331.00 | 139,518.00 | 150,000.00 | 103,012.00 | 166,000.00 |
| 0430 ADVERTISING | E | 3,301.09 | 2,032.72 | 3,687.00 | 5,000.00 | 2,535.55 | 5,000.00 |
| 0440 UTILITIES | E | 139,741.17 | 144,336.67 | 117,652.37 | 140,000.00 | 98,566.30 | 140,000.00 |
| 0450 REPAIR & MAINTENANCE | E | 629.00 | 0.00 | 83.35 | 1,000.00 | 45.00 | 1,000.00 |
| 0460 RENTAL/AGREEMENTS | E | 15,109.23 | 5,174.92 | 5,261.88 | 5,000.00 | 4,097.64 | 5,000.00 |
| 0471 CONTRACT SERVICES | E | 0.00 | 0.00 | 0.00 | 0.00 | 12,719.84 | |
| 0482 PROPERTY & LIABILITY INS | E | 145,462.70 | 123,852.00 | 116,740.00 | 190,000.00 | 112,382.00 | 190,000.00 |
| 0489 PEST CONTROL | E | 1,800.00 | 2,400.00 | 2,100.00 | 3,000.00 | 1,800.00 | 3,000.00 |
| 0491 MEDICAL | E | 2,573.00 | 2,499.00 | 3,122.00 | 3,500.00 | 2,956.00 | 3,500.00 |
| 0497 SALES TAX | E | 0.00 | 0.00 | 15.25 | 0.00 | 0.00 | |
| 0570 MACHINERY & EQUIPMENT | E | 0.00 | 0.00 | 0.00 | 0.00 | 0.00 | |
| 0571 RADIO GRANT EXP | E | 0.00 | 0.00 | 0.00 | 0.00 | 0.00 | |
| 0802 AUDIT | E | 25,250.00 | 23,250.00 | 35,250.00 | 32,000.00 | 20,750.00 | 32,000.00 |
| 0901 TRANSFER | E | 0.00 | 0.00 | 0.00 | 0.00 | 0.00 | |
| ----- | | | | | | | |
| NON DEPARTMENTAL | | 544,715.08 | 579,227.57 | 576,827.37 | 650,700.00 | 445,035.90 | 673,700.00 |

| Account Number and Title | T C | Actual Exper YEAR - 2014 | Actual Exper YEAR - 2015 | Actual Exper YEAR - 2016 | Org Budget YEAR - 2017 | Actual Exper YEAR - 2017 | Prop Budget YEAR - 2018 |
|-----------------------------------|--------|-----------------------------|-----------------------------|-----------------------------|---------------------------|-----------------------------|----------------------------|
| ----- | | | | | | | |
| REPORTING FUND: 0010 GENERAL FUND | | | | | | | |
| 0415 SAFETY COMMITTEE | | | | | | | |
| ===== | | | | | | | |
| 0305 OPERATING EXPENSES | E | 3,299.95 | 1,375.49 | 3,505.19 | 2,816.00 | 1,586.71 | 2,816.00 |
| 0425 TRANSPORTATION | E | 0.00 | 0.00 | 0.00 | 500.00 | 0.00 | 500.00 |
| 0427 TRAINING | E | 0.00 | 0.00 | 0.00 | 225.00 | 0.00 | 225.00 |
| 0570 MACHINERY & EQUIPMENT | E | 0.00 | 0.00 | 0.00 | 0.00 | 0.00 | |
| ----- | | | | | | | |
| SAFETY COMMITTEE | | 3,299.95 | 1,375.49 | 3,505.19 | 3,541.00 | 1,586.71 | 3,541.00 |
| 0426 COUNTY COURT | | | | | | | |
| ===== | | | | | | | |
| 0101 COUNTY JUDGE'S SALARY | E | 56,990.36 | 57,029.82 | 61,062.80 | 61,142.00 | 47,032.00 | 64,200.00 |
| 0103 ADMIN ASSISTANT | E | 0.00 | 0.00 | 0.00 | 0.00 | 0.00 | 46,945.00 |
| 0104 SECRETARY SALARY | E | 42,556.40 | 42,579.68 | 44,668.28 | 44,709.00 | 34,391.60 | 25,226.00 |
| 0105 PART TIME | E | 15,378.00 | 20,577.00 | 23,605.50 | 23,000.00 | 17,707.50 | |
| 0120 LONGEVITY BONUS | E | 730.00 | 795.00 | 100.00 | 125.00 | 125.00 | 150.00 |
| 0150 MEAL EXPENSE | E | 74.42 | 0.00 | 0.00 | 100.00 | 0.00 | 100.00 |
| 0201 SOCIAL SECURITY | E | 7,095.47 | 7,494.22 | 8,024.99 | 8,144.00 | 6,153.82 | 8,471.00 |
| 0202 GROUP INSURANCE | E | 17,603.32 | 16,647.36 | 18,933.80 | 18,800.00 | 14,047.56 | 30,339.00 |
| 0203 RETIREMENT | E | 14,985.66 | 14,597.57 | 14,895.78 | 18,862.00 | 11,535.32 | 19,455.00 |
| 0205 MEDICARE TAX | E | 1,659.51 | 1,752.87 | 1,876.81 | 1,905.00 | 1,439.19 | 1,981.00 |
| 0310 OFFICE SUPPLIES | E | 2,315.23 | 2,845.19 | 1,453.54 | 1,500.00 | 459.53 | 1,500.00 |
| 0311 SOFTWARE | E | 2,220.00 | 2,220.00 | 4,110.00 | 4,740.00 | 3,555.00 | 4,740.00 |
| 0318 BOOKS | E | 165.00 | 0.00 | 185.00 | 400.00 | 0.00 | 400.00 |
| 0391 TRIAL EXPENSE | E | 0.00 | 140.00 | 0.00 | 0.00 | 0.00 | 0.00 |
| 0400 DUES & BONDS | E | 250.00 | 297.19 | 250.00 | 450.00 | 0.00 | 450.00 |
| 0413 VISITING JUDGE | E | 0.00 | 0.00 | 628.98 | 1,500.00 | 0.00 | 1,500.00 |
| 0420 COMMUNICATION | E | 0.00 | 500.04 | 500.04 | 501.00 | 375.03 | 501.00 |
| 0425 TRANSPORTATION | E | 1,683.42 | 2,221.77 | 3,723.26 | 4,500.00 | 958.98 | 4,500.00 |
| 0426 JUDGE'S EDUCATION | E | 640.00 | 877.00 | 1,440.00 | 1,500.00 | 905.00 | 1,500.00 |
| 0450 REPAIR & MAINTENANCE | E | 50.00 | 1,242.11 | 0.00 | 1,100.00 | 0.00 | 1,100.00 |
| 0460 RENTAL AGREEMENTS | E | 1,229.88 | 1,082.56 | 965.36 | 1,500.00 | 383.28 | 2,000.00 |
| 0480 LEGAL | E | 25,330.00 | 20,840.00 | 23,548.48 | 30,000.00 | 20,970.00 | 30,000.00 |
| 0482 INSURANCE | E | 0.00 | 0.00 | 1,500.00 | 1,500.00 | 1,500.00 | 1,500.00 |
| 0483 COURT COMMITMENT | E | 0.00 | 645.00 | 4,176.00 | 5,000.00 | 2,246.00 | 5,000.00 |
| 0485 VISITING COURT REPORTER | E | 552.84 | 463.99 | 0.00 | 2,000.00 | 0.00 | 2,000.00 |
| 0490 JURORS/BAIL/SERV/CITATION | E | 1,807.50 | 0.00 | 0.00 | 1,500.00 | 0.00 | 1,500.00 |
| 0570 MACHINERY & EQUIPMENT | E | 1,263.65 | 1,453.30 | 0.00 | 2,000.00 | 0.00 | 2,000.00 |
| 0571 TECHNOLOGY EQUIPMENT | E | 0.00 | 0.00 | 0.00 | 0.00 | 0.00 | |
| ----- | | | | | | | |
| COUNTY COURT | | 194,580.66 | 196,301.67 | 215,648.62 | 236,478.00 | 163,784.81 | 257,058.00 |
| 0427 COUNTY JUDGE STATE SALARY | | | | | | | |
| ===== | | | | | | | |
| 0101 CO JUDGE SALARY | E | 14,999.92 | 17,123.88 | 25,199.98 | 25,200.00 | 19,384.60 | 25,200.00 |
| 0201 SOCIAL SECURITY | E | 930.02 | 1,061.71 | 1,562.34 | 1,563.00 | 1,201.80 | 1,563.00 |
| 0203 RETIREMENT | E | 2,240.26 | 2,485.34 | 3,546.86 | 3,619.00 | 2,742.06 | 3,619.00 |
| 0205 MEDICARE TAX | E | 217.62 | 248.40 | 365.30 | 366.00 | 281.00 | 366.00 |
| ----- | | | | | | | |
| COUNTY JUDGE STATE SALARY | | 18,387.82 | 20,919.33 | 30,674.48 | 30,748.00 | 23,609.46 | 30,748.00 |

| Account Number and Title | T C | Actual Exper YEAR - 2014 | Actual Exper YEAR - 2015 | Actual Exper YEAR - 2016 | Org Budget YEAR - 2017 | Actual Exper YEAR - 2017 | Prop Budget YEAR - 2018 |
|------------------------------------------|--------|-----------------------------|-----------------------------|-----------------------------|---------------------------|-----------------------------|----------------------------|
| ----- | | | | | | | |
| REPORTING FUND: 0010 GENERAL FUND | | | | | | | |
| 0435 DISTRICT COURT | | | | | | | |
| ===== | | | | | | | |
| 0102 COURT REPORTER SALARY | E | 42,543.66 | 43,403.88 | 45,532.50 | 45,575.00 | 35,057.00 | 47,853.00 |
| 0103 ASST COURT COORDINATOR | E | 0.00 | 0.00 | 8,009.68 | 0.00 | 0.00 | |
| 0104 COURT COORDINATOR | E | 25,910.04 | 26,431.86 | 27,727.85 | 27,754.00 | 21,349.00 | 29,142.00 |
| 0105 PART TIME | E | 1,200.00 | 1,320.00 | 0.00 | 3,800.00 | 0.00 | |
| 0120 LONGEVITY BONUS | E | 440.00 | 465.00 | 490.00 | 145.00 | 145.00 | 198.00 |
| 0150 MEAL EXPENSE | E | 0.00 | 0.00 | 0.00 | 0.00 | 0.00 | |
| 0201 SOCIAL SECURITY | E | 4,345.85 | 4,440.45 | 5,032.96 | 5,755.00 | 3,470.01 | 4,786.00 |
| 0202 GROUP INSURANCE | E | 9,198.85 | 9,680.19 | 11,263.62 | 15,000.00 | 9,349.48 | 15,000.00 |
| 0203 RETIREMENT | E | 10,288.13 | 10,220.42 | 11,514.33 | 13,329.00 | 7,999.12 | 10,993.00 |
| 0205 MEDICARE TAX | E | 1,016.48 | 1,038.58 | 1,177.19 | 1,346.00 | 811.64 | 1,120.00 |
| 0310 OFFICE SUPPLIES | E | 500.29 | 251.76 | 6,422.18 | 2,000.00 | 2,001.54 | 2,000.00 |
| 0311 SOFTWARE | E | 0.00 | 0.00 | 0.00 | 0.00 | 0.00 | 171,010.00 |
| 0391 TRIAL EXPENSE | E | 0.00 | 2,890.84 | 8,292.60 | 6,000.00 | 2,439.60 | 6,000.00 |
| 0392 EVIDENCE EXPENSE | E | 2,955.80 | 1,248.90 | 0.00 | 2,000.00 | 0.00 | 2,000.00 |
| 0393 INVESTIGATION EXPENSE | E | 400.00 | 800.00 | 0.00 | 2,000.00 | 0.00 | 2,000.00 |
| 0394 EXPERT WITNESS EXPENSE | E | 4,308.90 | 5,827.80 | 400.00 | 2,500.00 | 1,500.00 | 2,500.00 |
| 0395 TRANSCRIPT EXPENSE | E | 15,523.00 | 8,624.00 | 23,177.00 | 17,000.00 | 6,708.00 | 17,000.00 |
| 0400 DUES & BONDS | E | 75.00 | 0.00 | 75.00 | 500.00 | 75.00 | 75.00 |
| 0413 VISITING JUDGE | E | 850.87 | 1,703.37 | 357.37 | 2,500.00 | 161.31 | 2,500.00 |
| 0425 TRANSPORTATION | E | 504.25 | 1,541.99 | 667.87 | 4,000.00 | 0.00 | 2,000.00 |
| 0427 TRAINING | E | 275.00 | 0.00 | 1,230.00 | 830.00 | 160.00 | 1,000.00 |
| 0433 8TH ADMIN. JUDICIAL DIST. | E | 993.20 | 1,086.73 | 1,597.16 | 1,628.00 | 1,627.03 | 1,640.00 |
| 0450 REPAIR & MAINTENANCE | E | 0.00 | 0.00 | 2,998.07 | 4,200.00 | 883.26 | 4,200.00 |
| 0460 RENTAL/AGREEMENTS | E | 1,870.39 | 1,965.55 | 4,480.25 | 4,300.00 | 2,264.56 | 4,300.00 |
| 0480 LEGAL | E | 113,983.91 | 133,494.27 | 157,870.70 | 150,000.00 | 86,548.63 | 150,000.00 |
| 0481 LEGAL-CIVIL | E | 90,009.03 | 98,908.17 | 116,939.44 | 135,000.00 | 60,464.36 | 135,000.00 |
| 0482 LIABILITY INSURANCE | E | 846.69 | 846.68 | 846.68 | 900.00 | 846.63 | 900.00 |
| 0485 VISITING COURT REPORTER | E | 1,377.85 | 1,229.72 | 1,300.00 | 3,000.00 | 0.00 | 3,000.00 |
| 0490 JURORS/COMMISSION/CITATIONS/BAILIFF | E | 14,107.50 | 22,275.00 | 15,567.50 | 24,000.00 | 11,550.00 | 48,000.00 |
| 0570 MACHINERY & EQUIPMENT | E | 0.00 | 4,426.08 | 0.00 | 4,200.00 | 2,475.48 | 4,200.00 |
| 0571 TECHNOLOGY EQUIPMENT | E | 0.00 | 0.00 | 0.00 | 0.00 | 0.00 | |
| ----- | | | | | | | |
| DISTRICT COURT | | 343,524.69 | 384,121.24 | 452,969.95 | 479,262.00 | 252,935.69 | 668,417.00 |
| 0436 DISTRICT COURT TRIAL | | | | | | | |
| ===== | | | | | | | |
| 0305 OPERATING EXPENSE/SUPPLIES | E | 0.00 | 0.00 | 0.00 | 0.00 | 0.00 | |
| 0392 EVIDENCE EXPENSE | E | 0.00 | 0.00 | 0.00 | 5,000.00 | 0.00 | 5,000.00 |
| 0393 INVESTIGATION EXPENSE | E | 0.00 | 0.00 | 0.00 | 5,000.00 | 0.00 | 5,000.00 |
| 0394 EXPERT WITNESS EXPENSE | E | 0.00 | 0.00 | 0.00 | 5,000.00 | 0.00 | 5,000.00 |
| 0395 TRANSCRIPT EXPENSE | E | 0.00 | 0.00 | 0.00 | 5,000.00 | 0.00 | 5,000.00 |
| 0396 OTHER LITIGATION EXPENSES | E | 0.00 | 0.00 | 0.00 | 2,000.00 | 0.00 | 2,000.00 |
| 0425 TRANSPORTATION | E | 0.00 | 0.00 | 0.00 | 5,000.00 | 0.00 | 5,000.00 |
| 0480 LEGAL | E | 0.00 | 0.00 | 0.00 | 10,000.00 | 0.00 | 10,000.00 |
| 0490 JURORS/BAILIFFS | E | 0.00 | 0.00 | 0.00 | 0.00 | 0.00 | |
| ----- | | | | | | | |
| DISTRICT COURT TRIAL | | 0.00 | 0.00 | 0.00 | 37,000.00 | 0.00 | 37,000.00 |
| 0450 DISTRICT CLERK | | | | | | | |
| ===== | | | | | | | |
| 0101 DISTRICT CLERK'S SALARY | E | 50,671.38 | 50,699.22 | 53,186.60 | 53,235.00 | 40,950.00 | 55,897.00 |
| 0103 CHIEF DEPUTY SALARY | E | 39,746.98 | 39,768.82 | 41,719.56 | 41,758.00 | 32,121.20 | 43,845.00 |
| 0104 DEPUTIES SALARY | E | 70,599.90 | 91,993.04 | 75,252.16 | 75,322.00 | 57,939.20 | 79,086.00 |

| Account Number and Title | T C | Actual Exper YEAR - 2014 | Actual Exper YEAR - 2015 | Actual Exper YEAR - 2016 | Org Budget YEAR - 2017 | Actual Exper YEAR - 2017 | Prop Budget YEAR - 2018 |
|-----------------------------------|--------|-----------------------------|-----------------------------|-----------------------------|---------------------------|-----------------------------|----------------------------|
| REPORTING FUND: 0010 GENERAL FUND | | | | | | | |
| 0105 PART TIME | E | 8,706.00 | 0.00 | 0.00 | 0.00 | 0.00 | 0.00 |
| 0106 SECRETARY | E | 0.00 | 0.00 | 24,002.00 | 24,024.00 | 18,480.00 | 25,226.00 |
| 0120 LONGEVITY BONUS | E | 555.00 | 670.00 | 750.00 | 955.00 | 955.00 | 1,045.00 |
| 0150 MEAL EXPENSE | E | 0.00 | 0.00 | 0.00 | 0.00 | 0.00 | |
| 0201 SOCIAL SECURITY | E | 8,292.44 | 9,078.50 | 10,019.28 | 12,096.00 | 8,202.47 | 12,717.00 |
| 0202 GROUP INSURANCE | E | 35,206.64 | 43,125.20 | 47,334.50 | 47,000.00 | 35,118.90 | 50,565.00 |
| 0203 RETIREMENT | E | 24,128.49 | 26,610.29 | 27,435.24 | 28,015.00 | 21,279.42 | 29,207.00 |
| 0205 MEDICARE TAX | E | 1,939.32 | 2,123.04 | 2,343.43 | 2,829.00 | 1,918.47 | 2,974.00 |
| 0310 OFFICE SUPPLIES | E | 3,173.73 | 1,561.02 | 965.97 | 2,500.00 | 1,909.35 | 2,500.00 |
| 0311 SOFTWARE | E | 14,080.00 | 14,699.00 | 24,852.00 | 24,852.00 | 16,568.00 | 24,852.00 |
| 0315 BINDERS | E | 1,198.40 | 2,027.32 | 1,193.00 | 1,500.00 | 307.10 | 1,500.00 |
| 0316 FORMS | E | 603.93 | 272.00 | 0.00 | 0.00 | 0.00 | 0.00 |
| 0317 PRINTING | E | 630.33 | 516.50 | 782.14 | 1,000.00 | 172.93 | 1,000.00 |
| 0318 BOOKS | E | 0.00 | 288.00 | 57.00 | 250.00 | 57.45 | 250.00 |
| 0400 DUES & BONDS | E | 735.00 | 875.00 | 875.00 | 1,000.00 | 800.00 | 1,000.00 |
| 0425 TRANSPORTATION | E | 1,069.83 | 1,140.45 | 1,316.56 | 1,500.00 | 424.78 | 1,500.00 |
| 0427 TRAINING | E | 1,235.00 | 465.00 | 876.19 | 1,325.00 | 585.00 | 1,325.00 |
| 0450 REPAIR & MAINTENANCE | E | 0.00 | 419.84 | 781.25 | 1,000.00 | 817.70 | 1,000.00 |
| 0460 RENTAL/AGREEMENTS | E | 2,478.92 | 2,288.12 | 2,397.10 | 4,139.00 | 3,507.37 | 4,139.00 |
| 0570 MACHINERY & EQUIPMENT | E | 0.00 | 1,598.00 | 0.00 | 1,800.00 | 0.00 | 1,800.00 |
| 0571 TECHNOLOGY EQUIPMENT | E | 0.00 | 0.00 | 0.00 | 0.00 | 0.00 | |
| DISTRICT CLERK | | 265,051.29 | 290,218.36 | 316,138.98 | 326,100.00 | 242,114.34 | 341,428.00 |
| 0461 J.P. #1 | | | | | | | |
| ===== | | | | | | | |
| 0101 J.P. #1 SALARY | E | 50,677.38 | 50,699.22 | 53,186.60 | 53,235.00 | 40,950.00 | 55,897.00 |
| 0104 DEPUTIES SALARY | E | 35,743.88 | 35,211.88 | 36,576.14 | 37,661.00 | 23,955.06 | 39,543.00 |
| 0120 LONGEVITY BONUS | E | 120.00 | 145.00 | 195.00 | 225.00 | 225.00 | 105.00 |
| 0201 SOCIAL SECURITY | E | 5,312.87 | 5,279.04 | 5,519.78 | 5,648.00 | 4,012.95 | 5,924.00 |
| 0202 GROUP INSURANCE | E | 17,603.32 | 18,154.16 | 18,933.80 | 19,100.00 | 13,267.14 | 20,226.00 |
| 0203 RETIREMENT | E | 12,924.58 | 12,509.87 | 12,660.04 | 13,081.00 | 9,210.13 | 13,606.00 |
| 0205 MEDICARE TAX | E | 1,242.64 | 1,234.62 | 1,290.91 | 1,321.00 | 938.55 | 1,386.00 |
| 0310 OFFICE SUPPLIES | E | 1,193.24 | 1,471.15 | 2,040.81 | 400.00 | 224.23 | 400.00 |
| 0317 PRINTING | E | 469.12 | 0.00 | 38.93 | 200.00 | 0.00 | 200.00 |
| 0318 BOOKS | E | 356.64 | 53.52 | 207.41 | 300.00 | 37.80 | 500.00 |
| 0400 DUES & BONDS | E | 220.00 | 322.50 | 295.00 | 300.00 | 195.00 | 300.00 |
| 0425 TRANSPORTATION | E | 3,473.14 | 3,489.68 | 2,918.38 | 2,750.00 | 1,720.42 | 2,750.00 |
| 0427 TRAINING | E | 600.00 | 400.00 | 250.00 | 400.00 | 400.00 | 400.00 |
| 0450 REPAIR & MAINTENANCE | E | 485.58 | 45.00 | 0.00 | 400.00 | 66.67 | 400.00 |
| 0490 JURORS/BAILIFF/HEARING | E | 0.00 | 0.00 | 50.00 | 200.00 | 0.00 | 300.00 |
| 0570 MACHINERY & EQUIPMENT | E | 0.00 | 0.00 | 0.00 | 400.00 | 0.00 | 400.00 |
| 0571 TECHNOLOGY EQUIPMENT | E | 0.00 | 0.00 | 0.00 | 0.00 | 0.00 | |
| J.P. #1 | | 130,422.39 | 129,015.64 | 134,162.80 | 135,621.00 | 95,202.95 | 142,337.00 |
| 0462 J.P. #2 | | | | | | | |
| ===== | | | | | | | |
| 0101 J.P. #2 SALARY | E | 50,671.38 | 50,699.22 | 53,186.60 | 53,235.00 | 40,950.00 | 55,897.00 |
| 0104 DEPUTIES SALARY | E | 35,847.32 | 35,867.00 | 37,626.08 | 37,661.00 | 28,969.60 | 39,543.00 |
| 0105 PART TIME | E | 13,524.00 | 11,868.00 | 11,778.00 | 0.00 | 0.00 | |
| 0120 LONGEVITY BONUS | E | 115.00 | 165.00 | 195.00 | 225.00 | 225.00 | 255.00 |
| 0150 MEAL EXPENSE | E | 0.00 | 0.00 | 0.00 | 0.00 | 0.00 | |
| 0201 SOCIAL SECURITY | E | 6,177.01 | 6,080.35 | 6,340.05 | 5,650.00 | 4,322.97 | 5,934.00 |
| 0202 GROUP INSURANCE | E | 17,603.32 | 18,154.16 | 18,933.80 | 18,800.00 | 14,047.56 | 20,226.00 |

| Account Number and Title | T C | Actual Exper YEAR - 2014 | Actual Exper YEAR - 2015 | Actual Exper YEAR - 2016 | Org Budget YEAR - 2017 | Actual Exper YEAR - 2017 | Prop Budget YEAR - 2018 |
|-----------------------------------|--------|-----------------------------|-----------------------------|-----------------------------|---------------------------|-----------------------------|----------------------------|
| ----- | | | | | | | |
| REPORTING FUND: 0010 GENERAL FUND | | | | | | | |
| 0203 RETIREMENT | E | 12,938.20 | 12,607.30 | 12,809.67 | 13,085.00 | 9,921.82 | 13,627.00 |
| 0205 MEDICARE TAX | E | 1,444.68 | 1,422.05 | 1,482.66 | 1,322.00 | 1,010.99 | 1,388.00 |
| 0310 OFFICE SUPPLIES | E | 1,441.27 | 312.47 | 287.60 | 500.00 | 186.73 | 500.00 |
| 0317 PRINTING | E | 181.79 | 66.20 | 0.00 | 200.00 | 0.00 | 200.00 |
| 0318 BOOKS | E | 591.44 | 103.50 | 285.44 | 500.00 | 0.00 | 500.00 |
| 0400 DUES AND BONDS | E | 0.00 | 50.00 | 50.00 | 100.00 | 50.00 | 100.00 |
| 0425 TRANSPORTATION | E | 3,007.68 | 2,177.10 | 2,187.00 | 2,250.00 | 922.40 | 2,250.00 |
| 0427 TRAINING | E | 340.00 | 450.00 | 300.00 | 500.00 | 150.00 | 500.00 |
| 0450 REPAIR & MAINTENANCE | E | 185.00 | 0.00 | 0.00 | 500.00 | 0.00 | 500.00 |
| 0490 JUROR/BAIL/HEARING | E | 294.00 | 0.00 | 132.00 | 1,000.00 | 210.00 | 1,000.00 |
| 0570 MACHINERY & EQUIPMENT | E | 0.00 | 0.00 | 0.00 | 0.00 | 0.00 | |
| 0571 TECHNOLOGY EQUIPMENT | E | 0.00 | 0.00 | 0.00 | 0.00 | 0.00 | |
| ----- | | | | | | | |
| J.P. #2 | | 144,362.09 | 140,022.35 | 145,593.90 | 135,528.00 | 100,967.07 | 142,420.00 |
| ----- | | | | | | | |
| 0473 COUNTY ATTORNEY STATE SALARY | | | | | | | |
| ===== | | | | | | | |
| 0101 SALARY | E | 20,833.02 | 25,832.92 | 23,332.92 | 23,333.00 | 17,948.40 | 23,333.00 |
| 0201 SOCIAL SECURITY | E | 1,291.68 | 1,601.66 | 1,446.64 | 1,447.00 | 1,112.80 | 1,447.00 |
| 0203 RETIREMENT | E | 3,111.34 | 3,746.05 | 3,284.12 | 3,351.00 | 2,538.86 | 3,351.00 |
| 0205 MEDICARE TAX | E | 302.12 | 374.58 | 338.26 | 339.00 | 260.20 | 339.00 |
| ----- | | | | | | | |
| COUNTY ATTORNEY STATE SALARY | | 25,538.16 | 31,555.21 | 28,401.94 | 28,470.00 | 21,860.26 | 28,470.00 |
| ----- | | | | | | | |
| 0475 COUNTY ATTORNEY | | | | | | | |
| ===== | | | | | | | |
| 0101 COUNTY ATTORNEY SALARY | E | 60,646.14 | 60,691.02 | 64,813.12 | 64,894.00 | 49,918.40 | 68,138.00 |
| 0103 ADMINISTRATIVE ASST | E | 0.00 | 42,667.04 | 44,759.14 | 44,801.00 | 34,461.80 | 47,040.00 |
| 0104 SECRETARY SALARY | E | 35,847.32 | 0.00 | 0.00 | 0.00 | 0.00 | 0.00 |
| 0105 PART TIME | E | 8,880.00 | 6,942.00 | 9,018.00 | 10,000.00 | 9,216.00 | 10,000.00 |
| 0120 LONGEVITY BONUS | E | 135.00 | 160.00 | 210.00 | 290.00 | 290.00 | 325.00 |
| 0201 SOCIAL SECURITY | E | 6,178.78 | 6,475.84 | 6,976.83 | 7,435.00 | 5,525.06 | 7,782.00 |
| 0202 GROUP INSURANCE | E | 17,603.32 | 18,154.16 | 18,933.80 | 18,800.00 | 14,047.56 | 20,226.00 |
| 0203 RETIREMENT | E | 14,430.83 | 15,047.00 | 15,452.18 | 17,219.00 | 11,976.58 | 17,872.00 |
| 0205 MEDICARE TAX | E | 1,445.00 | 1,514.46 | 1,631.65 | 1,739.00 | 1,292.12 | 1,820.00 |
| 0310 OFFICE SUPPLIES | E | 1,116.58 | 692.23 | 1,946.73 | 1,100.00 | 948.57 | 1,100.00 |
| 0311 SOFTWARE | E | 10,692.00 | 11,583.00 | 10,395.00 | 6,936.00 | 5,466.00 | 6,936.00 |
| 0317 PRINTING | E | 0.00 | 15.00 | 0.00 | 75.00 | 0.00 | 75.00 |
| 0400 DUES & BONDS | E | 312.94 | 410.00 | 520.94 | 650.00 | 555.00 | 650.00 |
| 0420 COMMUNICATION | E | 1,254.34 | 1,248.00 | 1,311.00 | 1,400.00 | 242.60 | 1,400.00 |
| 0425 TRANSPORTATION | E | 928.98 | 0.00 | 1,092.99 | 750.00 | 0.00 | 750.00 |
| 0427 TRAINING | E | 350.00 | 0.00 | 430.00 | 750.00 | 350.00 | 750.00 |
| 0450 REPAIR & MAINTENANCE | E | 508.90 | 0.00 | 0.00 | 870.00 | 0.00 | 870.00 |
| 0460 RENTAL/AGREEMENTS | E | 1,080.00 | 1,320.00 | 1,440.00 | 1,800.00 | 960.00 | 1,800.00 |
| 0570 MACHINERY & EQUIPMENT | E | 0.00 | 0.00 | 0.00 | 3,000.00 | 0.00 | 3,000.00 |
| 0571 TECHNOLOGY EQUIPMENT | E | 0.00 | 0.00 | 0.00 | 0.00 | 0.00 | |
| ----- | | | | | | | |
| COUNTY ATTORNEY | | 161,410.13 | 166,919.75 | 178,931.38 | 182,509.00 | 135,249.69 | 190,534.00 |
| ----- | | | | | | | |
| 0476 DISTRICT ATTORNEY | | | | | | | |
| ===== | | | | | | | |
| 0101 ASST DISTRICT ATTORNEY | E | 0.00 | 0.00 | 0.00 | 0.00 | 30,000.00 | 68,250.00 |
| 0102 ASST DISTRICT ATTORNEY 2 | E | 64,788.51 | 82,468.90 | 82,579.44 | 82,655.00 | 48,519.95 | 50,400.00 |
| 0103 DA INVESTIGATOR | E | 42,974.63 | 43,180.22 | 46,821.96 | 46,890.00 | 36,069.20 | 49,235.00 |
| 0104 VICTIM WITNESS COORD | E | 75,173.93 | 72,307.90 | 78,835.52 | 78,909.00 | 43,351.35 | 45,811.00 |

| Account Number and Title | T C | Actual Exper YEAR - 2014 | Actual Exper YEAR - 2015 | Actual Exper YEAR - 2016 | Org Budget YEAR - 2017 | Actual Exper YEAR - 2017 | Prop Budget YEAR - 2018 |
|-----------------------------------|--------|-----------------------------|-----------------------------|-----------------------------|---------------------------|-----------------------------|----------------------------|
| REPORTING FUND: 0010 GENERAL FUND | | | | | | | |
| 0105 PART TIME | E | 342.00 | 0.00 | 2,052.00 | 630.00 | 192.00 | 630.00 |
| 0106 ADA LONGEVITY GRANT | E | 2,500.00 | 1,250.00 | 5,000.00 | 5,000.00 | 3,750.00 | 5,000.00 |
| 0107 SECRETARY | E | 0.00 | 0.00 | 0.00 | 0.00 | 13,306.32 | 40,044.00 |
| 0120 LONGEVITY BONUS | E | 80.00 | 75.00 | 140.00 | 185.00 | 185.00 | 135.00 |
| 0150 MEAL EXPENSE | E | 0.00 | 0.00 | 0.00 | 0.00 | 0.00 | |
| 0201 SOCIAL SECURITY | E | 11,473.64 | 11,952.97 | 13,014.32 | 13,284.00 | 10,504.71 | 16,090.00 |
| 0202 GROUP INSURANCE | E | 24,079.79 | 23,903.41 | 28,400.70 | 28,200.00 | 15,050.48 | 20,226.00 |
| 0203 RETIREMENT | E | 27,415.74 | 28,763.64 | 30,032.14 | 30,766.00 | 20,928.08 | 37,006.00 |
| 0205 MEDICARE TAX | E | 2,683.24 | 2,795.45 | 3,043.86 | 3,107.00 | 2,456.72 | 3,763.00 |
| 0310 OFFICE SUPPLIES | E | 2,992.21 | 3,125.65 | 4,867.56 | 2,000.00 | 3,129.84 | 2,000.00 |
| 0311 SOFTWARE | E | 23,306.50 | 21,384.00 | 21,384.00 | 21,420.00 | 16,487.00 | 21,420.00 |
| 0391 TRIAL EXPENSE | E | 0.00 | 0.00 | 0.00 | 1,000.00 | 0.00 | |
| 0394 EXPERT WITNESS EXPENSE | E | 0.00 | 0.00 | 0.00 | 1,000.00 | 1,000.00 | |
| 0395 TRANSCRIPT EXPENSE | E | 0.00 | 0.00 | 0.00 | 1,000.00 | 0.00 | |
| 0400 DUES & BONDS | E | 518.00 | 360.00 | 471.80 | 500.00 | 754.25 | 500.00 |
| 0420 COMMUNICATION | E | 6,373.61 | 5,296.82 | 5,071.85 | 2,000.00 | 1,919.97 | 2,000.00 |
| 0425 TRANSPORTATION | E | 15,363.30 | 11,040.44 | 10,963.06 | 11,200.00 | 6,928.61 | 11,200.00 |
| 0427 TRAINING | E | 3,905.00 | 2,875.00 | 3,790.00 | 4,000.00 | 1,732.13 | 4,000.00 |
| 0450 REPAIR & MAINTENANCE | E | 6,177.08 | 1,025.62 | 737.22 | 1,500.00 | 679.31 | 1,500.00 |
| 0460 RENTAL/AGREEMENTS | E | 5,293.38 | 2,111.36 | 1,847.82 | 5,376.00 | 4,180.94 | 5,376.00 |
| 0482 INSURANCE | E | 2,098.00 | 2,798.00 | 2,502.00 | 3,000.00 | 332.00 | 3,000.00 |
| 0570 MACHINERY & EQUIPMENT | E | 3,260.35 | 6,478.50 | 600.00 | 5,000.00 | 2,475.48 | 5,000.00 |
| 0571 TECHNOLOGY EQUIPMENT | E | 0.00 | 0.00 | 0.00 | 0.00 | 0.00 | |
| 0901 OPERATING TRANSFERS OUT | E | 15,082.00 | 15,203.00 | 15,598.00 | 15,448.00 | 0.00 | 16,161.00 |
| ----- | | | | | | | |
| DISTRICT ATTORNEY | | 335,880.91 | 335,895.88 | 357,753.25 | 364,070.00 | 263,933.34 | 408,747.00 |
| ----- | | | | | | | |
| 0477 LAW LIBRARY | | | | | | | |
| ===== | | | | | | | |
| 0500 BOOKS | E | 1,880.19 | 1,787.46 | 1,604.26 | 3,000.00 | 4,237.91 | 6,000.00 |
| ----- | | | | | | | |
| LAW LIBRARY | | 1,880.19 | 1,787.46 | 1,604.26 | 3,000.00 | 4,237.91 | 6,000.00 |
| ----- | | | | | | | |
| 0478 GAME WARDEN | | | | | | | |
| ===== | | | | | | | |
| 0310 OFFICE SUPPLIES | E | 432.74 | 491.13 | 487.66 | 500.00 | 498.26 | 500.00 |
| ----- | | | | | | | |
| GAME WARDEN | | 432.74 | 491.13 | 487.66 | 500.00 | 498.26 | 500.00 |
| ----- | | | | | | | |
| 0480 FEMA PROJECT MANAGEMENT | | | | | | | |
| ===== | | | | | | | |
| 0101 SALARY | E | 0.00 | 0.00 | 35,667.52 | 30,240.00 | 19,577.84 | 30,240.00 |
| 0120 LONGEVITY BONUS | E | 0.00 | 0.00 | 0.00 | 0.00 | 0.00 | |
| 0150 MEAL EXPENSE | E | 0.00 | 0.00 | 0.00 | 0.00 | 0.00 | |
| 0201 SOCIAL SECURITY | E | 0.00 | 0.00 | 2,211.32 | 1,875.00 | 1,213.83 | 1,875.00 |
| 0205 MEDICARE TAX | E | 0.00 | 0.00 | 517.19 | 439.00 | 283.87 | 439.00 |
| 0310 OFFICE SUPPLIES | E | 0.00 | 0.00 | 266.69 | 744.00 | 549.68 | 744.00 |
| 0420 COMMUNICATION | E | 0.00 | 0.00 | 180.00 | 315.00 | 0.00 | 315.00 |
| 0425 TRANSPORTATION | E | 0.00 | 0.00 | 692.40 | 2,185.00 | 0.00 | 2,185.00 |
| 0427 TRAINING | E | 0.00 | 0.00 | 175.00 | 500.00 | 0.00 | 500.00 |
| 0570 MACHINERY & EQUIPMENT | E | 0.00 | 0.00 | 0.00 | 0.00 | 0.00 | |
| ----- | | | | | | | |
| FEMA PROJECT MANAGEMENT | | 0.00 | 0.00 | 39,710.12 | 36,298.00 | 21,625.22 | 36,298.00 |

| Account Number and Title | T C | Actual Exper YEAR - 2014 | Actual Exper YEAR - 2015 | Actual Exper YEAR - 2016 | Org Budget YEAR - 2017 | Actual Exper YEAR - 2017 | Prop Budget YEAR - 2018 |
|-----------------------------------|--------|-----------------------------|-----------------------------|-----------------------------|---------------------------|-----------------------------|----------------------------|
| REPORTING FUND: 0010 GENERAL FUND | | | | | | | |
| 0490 ELECTIONS | | | | | | | |
| ===== | | | | | | | |
| 0101 ELECTION ADMINISTRATOR | E | 43,866.08 | 43,890.08 | 46,042.48 | 46,085.00 | 36,160.24 | 44,625.00 |
| 0105 PART TIME | E | 37,256.78 | 24,696.00 | 24,463.84 | 10,000.00 | 6,186.00 | 20,000.00 |
| 0106 ELECTION JUDGES | E | 0.00 | 18,643.80 | 35,395.70 | 25,000.00 | 20,280.94 | 36,500.00 |
| 0120 LONGEVITY BONUS | E | 40.00 | 75.00 | 90.00 | 105.00 | 105.00 | 75.00 |
| 0150 MEAL EXPENSE | E | 0.00 | 0.00 | 0.00 | 0.00 | 22.00 | |
| 0201 SOCIAL SECURITY | E | 3,272.70 | 4,374.68 | 4,347.91 | 5,034.00 | 2,656.59 | 6,275.00 |
| 0202 GROUP INSURANCE | E | 8,801.66 | 9,077.08 | 9,466.90 | 9,400.00 | 7,233.56 | 10,113.00 |
| 0203 RETIREMENT | E | 6,557.14 | 6,390.71 | 6,493.38 | 11,659.00 | 5,133.53 | 14,411.00 |
| 0205 MEDICARE TAX | E | 765.37 | 1,023.03 | 1,016.91 | 1,178.00 | 621.34 | 1,468.00 |
| 0310 OFFICE SUPPLIES | E | 1,467.28 | 1,181.81 | 854.22 | 750.00 | 339.36 | 750.00 |
| 0311 PROGRAMMING EXPENSE | E | 4,559.59 | 7,749.15 | 5,874.43 | 10,000.00 | 8,336.62 | 10,000.00 |
| 0316 FORMS | E | 1,071.55 | 1,042.95 | 1,366.04 | 1,000.00 | 615.00 | 1,500.00 |
| 0333 ELECTION SUPPLIES | E | 3,208.84 | 841.18 | 1,997.52 | 2,000.00 | 2,151.58 | 2,500.00 |
| 0400 DUES & BONDS | E | 570.00 | 211.00 | 150.00 | 500.00 | 290.00 | 500.00 |
| 0420 COMMUNICATION | E | 1,170.08 | 1,613.63 | 3,142.16 | 2,100.00 | 1,060.50 | 2,100.00 |
| 0425 TRANSPORTATION | E | 1,600.95 | 1,321.78 | 2,270.85 | 1,500.00 | 1,477.24 | 1,500.00 |
| 0427 TRAINING | E | 155.00 | 1,640.00 | 1,421.00 | 1,000.00 | 375.00 | 2,650.00 |
| 0450 REPAIR & MAINTENANCE | E | 112.50 | 176.73 | 0.00 | 200.00 | 0.00 | 200.00 |
| 0460 RENTAL/AGREEMENTS | E | 21,168.32 | 17,670.50 | 18,383.79 | 19,000.00 | 19,220.53 | 21,000.00 |
| 0570 MACHINERY & EQUIPMENT | E | 0.00 | 805.43 | 0.00 | 1,000.00 | 1,000.00 | 10,755.00 |
| 0571 TECHNOLOGY EQUIPMENT | E | 0.00 | 0.00 | 0.00 | 0.00 | 0.00 | |
| ELECTIONS | | 135,643.84 | 142,424.54 | 162,777.13 | 147,511.00 | 113,265.03 | 186,922.00 |
| 0495 COUNTY AUDITOR | | | | | | | |
| ===== | | | | | | | |
| 0102 AUDITOR'S SALARY | E | 75,481.42 | 75,506.86 | 79,209.92 | 79,283.00 | 60,986.40 | 83,247.00 |
| 0120 LONGEVITY BONUS | E | 90.00 | 105.00 | 120.00 | 135.00 | 135.00 | 200.00 |
| 0150 MEAL EXPENSE | E | 0.00 | 0.00 | 0.00 | 0.00 | 0.00 | |
| 0201 SOCIAL SECURITY | E | 4,685.31 | 4,687.81 | 4,918.51 | 4,923.00 | 3,789.57 | 5,174.00 |
| 0202 GROUP INSURANCE | E | 8,801.66 | 9,077.08 | 9,466.90 | 9,400.00 | 7,023.78 | 10,113.00 |
| 0203 RETIREMENT | E | 11,286.25 | 10,990.70 | 11,165.81 | 11,403.00 | 8,645.65 | 11,883.00 |
| 0205 MEDICARE TAX | E | 1,095.79 | 1,096.38 | 1,150.41 | 1,152.00 | 886.35 | 1,210.00 |
| 0310 OFFICE SUPPLIES | E | 2,350.01 | 1,631.46 | 1,688.74 | 1,500.00 | 2,247.78 | 1,500.00 |
| 0318 BOOKS | E | 0.00 | 0.00 | 68.00 | 100.00 | 0.00 | 100.00 |
| 0400 DUES & BONDS | E | 285.00 | 285.00 | 285.00 | 285.00 | 235.00 | 285.00 |
| 0420 COMMUNICATION | E | 455.88 | 455.88 | 455.88 | 456.00 | 517.15 | 912.00 |
| 0425 TRANSPORTATION | E | 3,546.80 | 2,952.22 | 2,654.72 | 4,000.00 | 2,055.37 | 4,000.00 |
| 0427 TRAINING | E | 645.00 | 670.00 | 670.00 | 1,500.00 | 370.00 | 1,500.00 |
| 0450 REPAIR & MAINTENANCE | E | 0.00 | 1,898.57 | 2,193.60 | 2,000.00 | 511.43 | 2,000.00 |
| 0460 RENTAL/AGREEMENTS | E | 1,425.00 | 1,605.00 | 2,230.00 | 2,000.00 | 0.00 | 2,000.00 |
| 0570 MACHINERY & EQUIPMENT | E | 1,599.98 | 1,398.24 | 2,558.52 | 3,000.00 | 0.00 | 2,000.00 |
| 0571 TECHNOLOGY EQUIPMENT | E | 0.00 | 0.00 | 0.00 | 0.00 | 0.00 | 1,000.00 |
| 0575 LEASE PAYMENTS | E | 674.94 | 0.00 | 0.00 | 0.00 | 0.00 | 0.00 |
| COUNTY AUDITOR | | 112,423.04 | 112,360.20 | 118,836.01 | 121,137.00 | 87,403.48 | 127,124.00 |
| 0497 COUNTY TREASURER | | | | | | | |
| ===== | | | | | | | |
| 0101 CO. TREASURER SALARY | E | 50,671.38 | 50,699.22 | 53,186.60 | 53,235.00 | 40,950.00 | 55,897.00 |
| 0104 CHIEF DEPUTY TREASURER | E | 39,746.98 | 39,768.82 | 41,719.56 | 41,758.00 | 32,121.20 | 43,845.00 |
| 0120 LONGEVITY BONUS | E | 210.00 | 240.00 | 270.00 | 400.00 | 400.00 | 440.00 |
| 0150 MEAL EXPENSE | E | 0.00 | 80.40 | 0.00 | 0.00 | 0.00 | |

| Account Number and Title | T C | Actual Exper YEAR - 2014 | Actual Exper YEAR - 2015 | Actual Exper YEAR - 2016 | Org Budget YEAR - 2017 | Actual Exper YEAR - 2017 | Prop Budget YEAR - 2018 |
|-----------------------------------|--------|-----------------------------|-----------------------------|-----------------------------|---------------------------|-----------------------------|----------------------------|
| REPORTING FUND: 0010 GENERAL FUND | | | | | | | |
| 0201 SOCIAL SECURITY | E | 5,595.16 | 5,605.09 | 5,877.16 | 5,907.00 | 4,537.40 | 6,212.00 |
| 0202 GROUP INSURANCE | E | 17,603.32 | 18,154.16 | 18,933.80 | 18,800.00 | 14,047.56 | 20,226.00 |
| 0203 RETIREMENT | E | 13,534.71 | 13,197.23 | 13,396.71 | 13,680.00 | 10,392.13 | 14,266.00 |
| 0205 MEDICARE TAX | E | 1,308.51 | 1,310.83 | 1,374.61 | 1,382.00 | 1,061.26 | 1,453.00 |
| 0310 OFFICE SUPPLIES | E | 1,997.54 | 2,579.46 | 3,381.15 | 2,500.00 | 798.05 | 2,500.00 |
| 0400 DUES & BONDS | E | 240.00 | 432.50 | 225.00 | 500.00 | 225.00 | 500.00 |
| 0420 COMMUNICATION | E | 81.05 | 341.91 | 455.88 | 600.00 | 341.91 | 600.00 |
| 0425 TRANSPORTATION | E | 3,755.37 | 4,550.27 | 5,528.38 | 4,500.00 | 2,412.86 | 4,500.00 |
| 0427 TRAINING | E | 1,008.00 | 830.00 | 660.00 | 1,000.00 | 820.00 | 1,000.00 |
| 0450 REPAIR & MAINTENANCE | E | 426.25 | 0.00 | 32.39 | 720.00 | 0.00 | 720.00 |
| 0460 RENTAL/AGREEMENTS | E | 1,988.16 | 2,322.59 | 3,999.28 | 3,800.00 | 0.00 | 3,800.00 |
| 0570 MACHINERY & EQUIPMENT | E | 4,801.62 | 725.79 | 0.00 | 3,000.00 | 0.00 | 3,000.00 |
| 0571 TECHNOLOGY EQUIPMENT | E | 0.00 | 0.00 | 0.00 | 0.00 | 0.00 | 0.00 |
| 0575 LEASE PAYMENTS | E | 337.50 | 0.00 | 0.00 | 0.00 | 0.00 | 0.00 |
| COUNTY TREASURER | | 143,305.55 | 140,838.27 | 149,040.52 | 151,782.00 | 108,107.37 | 158,959.00 |
| 0499 TAX ASSESSOR/COLLECTOR | | | | | | | |
| 0101 TAX ASSESSOR SALARY | E | 50,671.38 | 50,699.22 | 53,186.60 | 53,235.00 | 40,950.00 | 55,897.00 |
| 0103 CHIEF DEPUTY SALARY | E | 39,746.98 | 39,768.82 | 41,719.56 | 41,758.00 | 32,121.20 | 43,845.00 |
| 0104 DEPUTIES SALARY | E | 107,024.76 | 106,997.60 | 112,878.24 | 112,983.00 | 81,459.18 | 79,086.00 |
| 0105 PART TIME | E | 0.00 | 0.00 | 0.00 | 0.00 | 921.00 | 0.00 |
| 0106 SECRETARY | E | 0.00 | 0.00 | 0.00 | 0.00 | 0.00 | 25,226.00 |
| 0120 LONGEVITY BONUS | E | 830.00 | 1,060.00 | 1,150.00 | 1,340.00 | 1,340.00 | 1,390.00 |
| 0150 MEAL EXPENSE | E | 0.00 | 60.00 | 0.00 | 100.00 | 0.00 | 100.00 |
| 0201 SOCIAL SECURITY | E | 12,103.63 | 12,123.10 | 12,630.81 | 12,973.00 | 9,564.68 | 12,744.00 |
| 0202 GROUP INSURANCE | E | 44,008.30 | 45,385.40 | 47,334.50 | 47,000.00 | 34,128.70 | 50,565.00 |
| 0203 RETIREMENT | E | 29,610.37 | 28,866.80 | 29,410.21 | 30,045.00 | 22,041.96 | 29,270.00 |
| 0205 MEDICARE TAX | E | 2,830.53 | 2,835.23 | 2,953.97 | 3,034.00 | 2,236.97 | 2,981.00 |
| 0310 OFFICE SUPPLIES | E | 2,653.66 | 3,492.37 | 2,884.33 | 2,000.00 | 1,682.29 | 2,000.00 |
| 0317 PRINTING | E | 5,307.00 | 5,445.99 | 10,994.36 | 11,000.00 | 6,082.00 | 9,000.00 |
| 0318 BOOKS | E | 25.00 | 0.00 | 20.00 | 200.00 | 0.00 | 200.00 |
| 0400 DUES & BONDS | E | 1,405.00 | 1,415.00 | 1,520.00 | 1,500.00 | 1,245.00 | 1,500.00 |
| 0420 COMMUNICATION | E | 175.89 | 0.00 | 0.00 | 0.00 | 0.00 | 0.00 |
| 0425 TRANSPORTATION | E | 2,802.94 | 1,517.15 | 1,164.21 | 3,000.00 | 103.68 | 3,000.00 |
| 0427 TRAINING | E | 590.00 | 600.00 | 420.00 | 1,000.00 | 215.00 | 1,000.00 |
| 0430 ADVERTISING | E | 204.13 | 205.25 | 254.56 | 700.00 | 423.20 | 700.00 |
| 0437 TAX ROLL PREPARATION | E | 405.00 | 367.50 | 367.50 | 500.00 | 367.50 | 500.00 |
| 0450 REPAIR & MAINTENANCE | E | 327.50 | 303.75 | 14.78 | 500.00 | 0.00 | 500.00 |
| 0460 RENTAL/AGREEMENTS | E | 8,040.60 | 8,710.65 | 7,906.55 | 8,850.00 | 6,633.45 | 8,850.00 |
| 0570 MACHINERY & EQUIPMENT | E | 3,478.00 | 868.25 | 0.00 | 2,000.00 | 0.00 | 2,000.00 |
| 0571 TECHNOLOGY EQUIPMENT | E | 0.00 | 0.00 | 0.00 | 0.00 | 0.00 | 0.00 |
| TAX ASSESSOR/COLLECTOR | | 312,240.67 | 310,722.08 | 326,810.18 | 333,718.00 | 241,515.81 | 330,354.00 |
| 0510 COURTHOUSE MAINTENANCE | | | | | | | |
| 0103 SEWER PLANT CUSTODIAN | E | 10,080.00 | 12,499.92 | 12,499.92 | 12,500.00 | 9,374.94 | 12,500.00 |
| 0104 CUSTODIAN SALARY | E | 71,843.34 | 71,734.00 | 75,252.16 | 75,322.00 | 57,939.20 | 79,086.00 |
| 0105 PART TIME | E | 0.00 | 0.00 | 0.00 | 720.00 | 0.00 | 720.00 |
| 0120 LONGEVITY BONUS | E | 220.00 | 250.00 | 280.00 | 310.00 | 310.00 | 415.00 |
| 0201 SOCIAL SECURITY | E | 4,449.97 | 4,445.06 | 4,635.51 | 5,546.00 | 3,573.82 | 5,749.00 |
| 0202 GROUP INSURANCE | E | 16,140.00 | 18,154.16 | 18,933.80 | 18,800.00 | 14,047.56 | 20,226.00 |
| 0203 RETIREMENT | E | 10,761.59 | 10,464.17 | 10,631.63 | 12,845.00 | 8,238.97 | 13,204.00 |

| Account Number and Title | T C | Actual Exper YEAR - 2014 | Actual Exper YEAR - 2015 | Actual Exper YEAR - 2016 | Org Budget YEAR - 2017 | Actual Exper YEAR - 2017 | Prop Budget YEAR - 2018 |
|-----------------------------------|--------|-----------------------------|-----------------------------|-----------------------------|---------------------------|-----------------------------|----------------------------|
| ----- | | | | | | | |
| REPORTING FUND: 0010 GENERAL FUND | | | | | | | |
| 0205 MEDICARE TAX | E | 1,040.70 | 1,039.55 | 1,084.16 | 1,297.00 | 835.85 | 1,345.00 |
| 0320 JANITORAL SUPPLIES | E | 7,403.88 | 6,576.83 | 7,779.18 | 8,000.00 | 5,007.96 | 8,000.00 |
| 0411 FUEL | E | 436.25 | 372.20 | 239.03 | 500.00 | 186.16 | 500.00 |
| 0450 REPAIR & MAINTENANCE | E | 115,340.86 | 95,214.87 | 73,967.88 | 45,000.00 | 58,270.30 | 45,000.00 |
| 0451 R & M SEWER | E | 8,186.74 | 5,250.00 | 24,301.84 | 30,000.00 | 15,833.11 | 30,000.00 |
| 0460 RENTAL/AGREEMENTS | E | 3,208.98 | 2,819.13 | 3,501.45 | 3,000.00 | 1,795.36 | 3,000.00 |
| 0570 MACHINERY & EQUIPMENT | E | 2,798.00 | 11,894.08 | 0.00 | 8,000.00 | 3,898.17 | 8,000.00 |
| ----- | | | | | | | |
| COURTHOUSE MAINTENANCE | | 251,910.31 | 240,713.97 | 233,106.56 | 221,840.00 | 179,311.40 | 227,745.00 |
| ----- | | | | | | | |
| 0515 JUVENILE COURT | | | | | | | |
| ===== | | | | | | | |
| 0350 COUNTY RESIDENTIAL | E | 29,914.59 | 53,442.84 | 3,464.37 | 100,000.00 | 5,400.00 | 100,000.00 |
| 0480 LEGAL | E | 1,711.14 | 2,940.00 | 3,470.00 | 10,000.00 | 400.00 | 10,000.00 |
| 0901 OPERATING TRANSFERS OUT | E | 77,981.54 | 80,179.68 | 86,719.22 | 86,720.00 | 0.00 | 98,642.00 |
| ----- | | | | | | | |
| JUVENILE COURT | | 109,607.27 | 136,562.52 | 93,653.59 | 196,720.00 | 5,800.00 | 208,642.00 |
| ----- | | | | | | | |
| 0520 IT DEPARTMENT | | | | | | | |
| ===== | | | | | | | |
| 0102 SALARY | E | 32,600.00 | 52,000.00 | 54,550.00 | 54,600.00 | 42,000.00 | 57,330.00 |
| 0120 LONGEVITY | E | 0.00 | 0.00 | 10.00 | 20.00 | 20.00 | 30.00 |
| 0201 SOCIAL SECURITY | E | 1,913.56 | 2,903.50 | 3,372.82 | 3,386.00 | 2,597.14 | 3,557.00 |
| 0202 GROUP INSURANCE | E | 4,411.70 | 9,077.08 | 9,466.90 | 9,400.00 | 7,023.78 | 10,113.00 |
| 0203 RETIREMENT | E | 4,893.26 | 7,558.20 | 7,679.21 | 7,842.00 | 5,943.90 | 8,169.00 |
| 0205 MEDICARE | E | 447.52 | 679.06 | 788.71 | 792.00 | 607.31 | 832.00 |
| 0310 OFFICE SUPPLIES | E | 2,925.48 | 1,890.03 | 4,759.09 | 2,500.00 | 1,411.26 | 2,500.00 |
| 0420 COMMUNICATION | E | 576.00 | 955.92 | 1,220.60 | 1,000.00 | 962.40 | 1,100.00 |
| 0425 TRANSPORTATION | E | 168.00 | 1,189.17 | 1,075.10 | 1,400.00 | 0.00 | 1,400.00 |
| 0427 TRAINING | E | 0.00 | 550.00 | 425.00 | 500.00 | 0.00 | 500.00 |
| 0460 RENTAL AGREEMENTS | E | 0.00 | 6,246.43 | 4,555.20 | 0.00 | 0.00 | |
| 0570 MACHINERY & EQUIPMENT | E | 1,168.78 | 0.00 | 0.00 | 0.00 | 0.00 | |
| 0571 TECHNOLOGY EQUIPMENT | E | 0.00 | 0.00 | 0.00 | 0.00 | 0.00 | 1,500.00 |
| ----- | | | | | | | |
| IT DEPARTMENT | | 49,104.30 | 83,049.39 | 87,902.63 | 81,440.00 | 60,565.79 | 87,031.00 |
| ----- | | | | | | | |
| 0551 CONSTABLE #1 | | | | | | | |
| ===== | | | | | | | |
| 0101 CONSTABLE #1 SALARY | E | 37,226.16 | 37,246.56 | 39,073.46 | 39,110.00 | 30,084.20 | 41,065.00 |
| 0120 LONGEVITY BONUS | E | 10.00 | 20.00 | 30.00 | 40.00 | 40.00 | 75.00 |
| 0150 MEAL EXPENSE | E | 0.00 | 0.00 | 0.00 | 30.00 | 0.00 | 30.00 |
| 0151 UNIFORMS | E | 0.00 | 0.00 | 386.00 | 200.00 | 169.86 | 200.00 |
| 0201 SOCIAL SECURITY | E | 2,308.67 | 2,310.56 | 2,424.39 | 2,441.00 | 1,867.68 | 2,565.00 |
| 0202 GROUP INSURANCE | E | 8,801.66 | 9,077.08 | 9,466.90 | 9,400.00 | 7,023.78 | 10,113.00 |
| 0203 RETIREMENT | E | 5,561.17 | 5,416.89 | 5,503.80 | 5,654.00 | 4,261.17 | 5,892.00 |
| 0205 MEDICARE TAX | E | 539.88 | 540.31 | 566.98 | 571.00 | 436.78 | 600.00 |
| 0310 OFFICE SUPPLIES | E | 799.72 | 1,315.81 | 986.30 | 250.00 | 212.22 | 250.00 |
| 0318 BOOKS | E | 82.65 | 0.00 | 0.00 | 100.00 | 0.00 | 100.00 |
| 0400 DUES & BONDS | E | 0.00 | 0.00 | 0.00 | 100.00 | 160.00 | 100.00 |
| 0410 TIRES & TUBES | E | 0.00 | 1,240.28 | 0.00 | 600.00 | 0.00 | 500.00 |
| 0411 FUEL & OIL | E | 1,880.94 | 1,214.15 | 849.42 | 3,000.00 | 471.07 | 3,000.00 |
| 0420 COMMUNICATION | E | 455.88 | 487.04 | 455.88 | 500.00 | 341.91 | 500.00 |
| 0425 TRANSPORTATION | E | 1,151.57 | 0.00 | 211.89 | 500.00 | 140.00 | 500.00 |
| 0427 TRAINING | E | 175.00 | 0.00 | 0.00 | 200.00 | 0.00 | 200.00 |
| 0450 REPAIR AND MAINTENANCE | E | 733.19 | 471.64 | 92.05 | 1,500.00 | 601.59 | 1,500.00 |

| Account Number and Title | T C | Actual Exper YEAR - 2014 | Actual Exper YEAR - 2015 | Actual Exper YEAR - 2016 | Org Budget YEAR - 2017 | Actual Exper YEAR - 2017 | Prop Budget YEAR - 2018 |
|-------------------------------------|--------|-----------------------------|-----------------------------|-----------------------------|---------------------------|-----------------------------|----------------------------|
| ----- | | | | | | | |
| REPORTING FUND: 0010 GENERAL FUND | | | | | | | |
| 0570 MACHINERY & EQUIPMENT | E | 832.00 | 2,152.39 | 0.00 | 250.00 | 0.00 | 250.00 |
| 0571 TECHNOLOGY EQUIPMENT | E | 0.00 | 0.00 | 0.00 | 0.00 | 0.00 | |
| 0575 LEASE PAYMENTS | E | 12,717.00 | 12,717.00 | 12,717.00 | 1.00 | 0.00 | |
| ----- | | | | | | | |
| CONSTABLE #1 | | 73,275.49 | 74,209.71 | 72,764.07 | 64,447.00 | 45,810.26 | 67,440.00 |
| ----- | | | | | | | |
| 0552 CONSTABLE #2 | | | | | | | |
| ===== | | | | | | | |
| 0101 CONSTABLE #2 SALARY | E | 37,226.16 | 37,246.56 | 39,073.46 | 39,110.00 | 30,084.20 | 41,065.00 |
| 0120 LONGEVITY BONUS | E | 10.00 | 20.00 | 30.00 | 40.00 | 40.00 | 75.00 |
| 0150 MEAL EXPENSE | E | 0.00 | 0.00 | 0.00 | 100.00 | 0.00 | 100.00 |
| 0151 UNIFORMS | E | 0.00 | 0.00 | 0.00 | 200.00 | 0.00 | 200.00 |
| 0201 SOCIAL SECURITY | E | 2,308.67 | 2,310.56 | 2,424.39 | 2,446.00 | 1,867.68 | 2,570.00 |
| 0202 GROUP INSURANCE | E | 0.00 | 0.00 | 0.00 | 0.00 | 0.00 | |
| 0203 RETIREMENT | E | 5,561.17 | 5,416.89 | 5,503.80 | 5,664.00 | 4,261.17 | 5,902.00 |
| 0205 MEDICARE TAX | E | 539.88 | 540.31 | 566.98 | 572.00 | 436.78 | 601.00 |
| 0310 OFFICE SUPPLIES | E | 0.00 | 44.66 | 299.25 | 500.00 | 153.24 | 500.00 |
| 0318 BOOKS | E | 0.00 | 0.00 | 0.00 | 500.00 | 0.00 | 500.00 |
| 0400 DUES & BONDS | E | 0.00 | 100.00 | 100.00 | 200.00 | 160.00 | 200.00 |
| 0410 TIRES & TUBES | E | 0.00 | 0.00 | 565.12 | 600.00 | 0.00 | 600.00 |
| 0411 FUEL & OIL | E | 2,791.08 | 1,900.56 | 1,731.84 | 4,000.00 | 936.50 | 4,000.00 |
| 0420 COMMUNICATION | E | 463.82 | 343.27 | 374.94 | 600.00 | 156.08 | 600.00 |
| 0425 TRANSPORTATION | E | 0.00 | 0.00 | 0.00 | 500.00 | 0.00 | 500.00 |
| 0427 TRAINING | E | 0.00 | 0.00 | 0.00 | 200.00 | 0.00 | 200.00 |
| 0450 REPAIR & MAINTENANCE | E | 1,269.92 | 168.00 | 156.50 | 1,500.00 | 110.50 | 1,500.00 |
| 0570 MACHINERY & EQUIPMENT | E | 0.00 | 284.99 | 0.00 | 600.00 | 0.00 | 600.00 |
| 0571 TECHNOLOGY EQUIPMENT | E | 0.00 | 0.00 | 0.00 | 0.00 | 0.00 | 100.00 |
| 0575 LEASE PAYMENT | E | 12,804.00 | 12,804.00 | 12,804.00 | 1.00 | 0.00 | |
| ----- | | | | | | | |
| CONSTABLE #2 | | 62,974.70 | 61,179.80 | 63,630.28 | 57,333.00 | 38,206.15 | 59,813.00 |
| ----- | | | | | | | |
| 0560 SHERIFF'S DEPARTMENT | | | | | | | |
| ===== | | | | | | | |
| 0101 SHERIFF'S SALARY | E | 55,934.28 | 55,965.00 | 60,180.52 | 58,764.00 | 46,356.40 | 61,702.00 |
| 0102 CHIEF DEPUTY SALARY | E | 47,467.52 | 47,493.68 | 52,390.78 | 51,487.00 | 40,374.40 | 54,062.00 |
| 0103 SERGEANT & INVESTIGATOR SALARY | E | 81,295.59 | 88,540.58 | 126,924.66 | 140,937.00 | 114,779.93 | 158,158.00 |
| 0104 DEPUTIES SALARY | E | 221,546.62 | 254,027.36 | 285,970.28 | 233,028.00 | 218,293.64 | 261,502.00 |
| 0105 PART TIME | E | 19,566.75 | 4,125.75 | 120.00 | 15,000.00 | 0.00 | 15,000.00 |
| 0106 SECRETARY | E | 35,847.32 | 35,867.00 | 37,102.77 | 37,661.00 | 28,969.60 | 39,543.00 |
| 0107 COMP TIME/HOLIDAYS | E | 23,161.65 | 32,797.02 | 17,700.04 | 20,000.00 | 16,774.83 | 20,000.00 |
| 0108 CERTIFICATION PAY | E | 0.00 | 0.00 | 9,615.00 | 10,500.00 | 5,799.75 | 9,500.00 |
| 0120 LONGEVITY BONUS | E | 350.00 | 415.00 | 360.00 | 365.00 | 325.00 | 380.00 |
| 0150 MEAL EXPENSE | E | 174.32 | 99.44 | 0.00 | 350.00 | 54.96 | 350.00 |
| 0201 SOCIAL SECURITY | E | 29,892.27 | 31,605.74 | 35,732.46 | 35,221.00 | 28,332.71 | 38,515.00 |
| 0202 GROUP INSURANCE | E | 89,114.09 | 95,718.80 | 114,131.67 | 112,800.00 | 83,091.42 | 121,356.00 |
| 0203 RETIREMENT | E | 69,183.40 | 74,648.18 | 83,051.49 | 81,576.00 | 66,660.25 | 88,459.00 |
| 0205 MEDICARE TAX | E | 6,990.92 | 7,391.73 | 8,356.92 | 8,238.00 | 6,626.28 | 9,008.00 |
| 0310 OFFICE SUPPLIES | E | 3,076.43 | 2,810.62 | 4,077.10 | 3,361.00 | 2,069.16 | 3,361.00 |
| 0311 SOFTWARE | E | 14,688.76 | 14,130.00 | 19,077.75 | 14,400.00 | 9,608.21 | 14,400.00 |
| 0317 PRINTING | E | 246.70 | 767.55 | 228.15 | 1,000.00 | 0.00 | 1,000.00 |
| 0318 BOOKS | E | 620.64 | 0.00 | 442.29 | 1,000.00 | 162.68 | 1,000.00 |
| 0335 LAW ENFORCEMENT SUPPLIES | E | 18,393.89 | 26,494.81 | 19,118.51 | 17,547.00 | 2,418.52 | 16,947.00 |
| 0393 SEX INVEST EXP | E | 32.00 | 1,120.50 | 957.00 | 0.00 | 539.00 | 600.00 |
| 0396 STATE LAB EXPENSE | E | 0.00 | 0.00 | 0.00 | 0.00 | 0.00 | 10,000.00 |
| 0400 DUES & BONDS | E | 601.00 | 931.00 | 388.17 | 2,100.00 | 872.50 | 2,100.00 |

| Account Number and Title | T C | Actual Exper YEAR - 2014 | Actual Exper YEAR - 2015 | Actual Exper YEAR - 2016 | Org Budget YEAR - 2017 | Actual Exper YEAR - 2017 | Prop Budget YEAR - 2018 |
|-----------------------------------|--------|-----------------------------|-----------------------------|-----------------------------|---------------------------|-----------------------------|----------------------------|
| REPORTING FUND: 0010 GENERAL FUND | | | | | | | |
| 0410 TIRES & TUBES | E | 4,424.80 | 3,871.92 | 6,661.44 | 3,000.00 | 919.32 | 3,000.00 |
| 0411 FUEL, OIL, ETC | E | 81,823.13 | 64,031.03 | 52,635.16 | 70,000.00 | 37,982.33 | 70,000.00 |
| 0420 COMMUNICATION | E | 17,165.33 | 9,162.28 | 12,554.29 | 12,000.00 | 7,295.39 | 12,000.00 |
| 0425 TRANSPORTATION | E | 5,756.26 | 4,790.41 | 5,213.98 | 5,000.00 | 1,135.94 | 5,000.00 |
| 0427 TRAINING | E | 4,637.71 | 3,267.77 | 250.00 | 2,000.00 | 222.95 | 2,000.00 |
| 0430 ADVERTISING | E | 118.14 | 0.00 | 0.00 | 750.00 | 0.00 | 750.00 |
| 0445 REPAIR & MAINT AUTO | E | 12,455.88 | 19,147.60 | 13,812.90 | 10,000.00 | 9,463.25 | 10,000.00 |
| 0450 REPAIR & MAINTENANCE | E | 1,978.86 | 3,153.79 | 5,420.23 | 5,500.00 | 119.74 | 5,500.00 |
| 0460 RENTAL/AGREEMENTS | E | 1,147.30 | 345.53 | 2,478.57 | 2,500.00 | 2,220.36 | 2,500.00 |
| 0488 INSTRUCTION & EDUCATION | E | 150.00 | 0.00 | 0.00 | 1,000.00 | 0.00 | 1,000.00 |
| 0491 MEDICAL | E | 3,617.50 | 4,665.00 | 4,889.08 | 3,300.00 | 1,379.62 | 3,300.00 |
| 0493 RESERVES | E | 0.00 | 0.00 | 0.00 | 500.00 | 0.00 | 500.00 |
| 0570 MACHINERY & EQUIPMENT | E | 1,250.00 | 9,182.84 | 11,607.87 | 5,000.00 | 600.00 | 5,000.00 |
| 0571 TECHNOLOGY EQUIPMENT | E | 0.00 | 0.00 | 0.00 | 0.00 | 0.00 | |
| 0575 LEASE PAYMENT | E | 45,171.30 | 54,113.10 | 173,334.39 | 84,536.00 | 61,767.45 | 84,536.00 |
| ----- | | | | | | | |
| SHERIFF'S DEPARTMENT | | 897,880.36 | 950,681.03 | 1,162,869.47 | 1,050,421.00 | 794,769.69 | 1,132,029.00 |
| 0565 JAIL | | | | | | | |
| ===== | | | | | | | |
| 0103 CHIEF JAILER | E | 46,471.66 | 46,497.10 | 50,363.74 | 50,440.00 | 38,799.80 | 52,962.00 |
| 0104 JAILERS SALARY | E | 519,971.28 | 605,923.81 | 574,498.05 | 564,915.00 | 376,215.33 | 464,878.00 |
| 0105 PART TIME | E | 36,384.00 | 45,839.10 | 63,997.50 | 51,160.00 | 29,874.00 | 51,160.00 |
| 0106 CHIEF DEPUTY JAILER | E | 67,283.33 | 39,908.17 | 84,094.27 | 78,020.00 | 48,897.41 | 43,777.00 |
| 0107 COMP TIME/HOLIDAYS | E | 6,253.63 | 36,806.02 | 421.06 | 15,000.00 | 23,795.13 | 15,000.00 |
| 0108 CHIEF DEPUTY DISPATCHER | E | 0.00 | 0.00 | 0.00 | 0.00 | 15,393.76 | 40,961.00 |
| 0109 DISPATCHER | E | 0.00 | 0.00 | 0.00 | 0.00 | 66,400.34 | 158,177.00 |
| 0120 LONGEVITY BONUS | E | 210.00 | 335.00 | 255.00 | 515.00 | 395.00 | 570.00 |
| 0150 MEAL EXPENSE | E | 685.99 | 1,791.07 | 1,712.36 | 500.00 | 1,068.42 | 2,000.00 |
| 0151 UNIFORMS | E | 3,078.62 | 3,597.23 | 3,149.29 | 3,500.00 | 1,236.45 | 3,500.00 |
| 0201 SOCIAL SECURITY | E | 41,354.65 | 47,612.36 | 47,970.48 | 47,369.00 | 36,794.43 | 51,646.00 |
| 0202 GROUP INSURANCE | E | 128,879.93 | 142,781.87 | 140,277.56 | 169,200.00 | 113,829.58 | 182,034.00 |
| 0203 RETIREMENT | E | 95,907.91 | 106,168.69 | 100,123.70 | 109,713.00 | 78,188.92 | 118,618.00 |
| 0205 MEDICARE TAX | E | 9,671.98 | 11,135.43 | 11,219.01 | 11,079.00 | 8,605.39 | 12,079.00 |
| 0310 OFFICE SUPPLIES | E | 5,653.64 | 4,774.54 | 5,434.24 | 5,000.00 | 4,250.29 | 5,000.00 |
| 0320 JANITORIAL SUPPLIES | E | 19,023.96 | 10,240.04 | 9,484.19 | 10,000.00 | 7,726.82 | 10,000.00 |
| 0338 JAIL SUPPLIES | E | 25,432.06 | 20,483.88 | 24,285.50 | 20,500.00 | 13,478.06 | 20,500.00 |
| 0380 FOOD SUPPLIES | E | 108,046.58 | 117,514.41 | 118,845.97 | 120,000.00 | 75,915.29 | 120,000.00 |
| 0400 DUES & BONDS | E | 471.45 | 302.90 | 71.00 | 300.00 | 0.00 | 300.00 |
| 0425 TRANSPORTATION | E | 9,507.23 | 6,626.71 | 6,040.12 | 10,500.00 | 2,557.21 | 6,500.00 |
| 0450 REPAIR & MAINTENANCE | E | 41,520.11 | 87,457.90 | 37,387.67 | 30,000.00 | 22,708.85 | 30,000.00 |
| 0488 INSTRUCTION & EDUCATION | E | 1,410.00 | 500.00 | 644.50 | 1,500.00 | 1,315.34 | 4,000.00 |
| 0489 PEST CONTROL | E | 1,300.00 | 1,400.00 | 1,000.00 | 1,200.00 | 900.00 | 1,200.00 |
| 0491 MEDICAL - PRISONER | E | 105,317.39 | 101,829.90 | 108,883.54 | 112,200.00 | 87,952.92 | 112,200.00 |
| 0570 MACHINERY & EQUIPMENT | E | 645.26 | 2,619.04 | 1,576.68 | 4,201.00 | 971.63 | 4,201.00 |
| 0571 TECHNOLOGY EQUIPMENT | E | 0.00 | 0.00 | 0.00 | 0.00 | 0.00 | |
| ----- | | | | | | | |
| JAIL | | 1,274,480.66 | 1,442,145.17 | 1,391,735.43 | 1,416,812.00 | 1,057,270.37 | 1,511,263.00 |
| 0566 RADIO TOWER | | | | | | | |
| ===== | | | | | | | |
| 0411 FUEL | E | 220.00 | 0.00 | 0.00 | 200.00 | 0.00 | 200.00 |
| 0420 COMMUNICATION | E | 0.00 | 0.00 | 49,839.42 | 0.00 | 0.00 | |
| 0440 UTILITIES | E | 2,742.08 | 0.00 | 0.00 | 0.00 | 0.00 | |
| 0450 REPAIR & MAINTENANCE | E | 909.88 | 8,500.00 | 12,244.67 | 1,200.00 | 0.00 | 500.00 |

| Account Number and Title | T C | Actual Exper YEAR - 2014 | Actual Exper YEAR - 2015 | Actual Exper YEAR - 2016 | Org Budget YEAR - 2017 | Actual Exper YEAR - 2017 | Prop Budget YEAR - 2018 |
|-----------------------------------|--------|-----------------------------|-----------------------------|-----------------------------|---------------------------|-----------------------------|----------------------------|
| ----- | | | | | | | |
| REPORTING FUND: 0010 GENERAL FUND | | | | | | | |
| 0570 MACHINERY & EQUIPMENT | E | 10,320.00 | 0.00 | 0.00 | 0.00 | 0.00 | |
| ----- | | | | | | | |
| RADIO TOWER | | 14,191.96 | 8,500.00 | 62,084.09 | 1,400.00 | 0.00 | 700.00 |
| ----- | | | | | | | |
| 0567 EMG MGMNT COORDINATOR | | | | | | | |
| ===== | | | | | | | |
| 0104 EMG MGMNT COORD SALARY | E | 16,553.66 | 16,562.78 | 17,375.14 | 17,392.00 | 13,377.80 | 18,261.00 |
| 0201 SOCIAL SECURITY | E | 1,026.43 | 1,027.00 | 1,077.23 | 1,079.00 | 829.40 | 1,133.00 |
| 0203 RETIREMENT | E | 2,472.25 | 2,407.46 | 2,445.42 | 2,498.00 | 1,892.33 | 2,601.00 |
| 0205 MEDICARE TAX | E | 240.10 | 240.24 | 251.97 | 253.00 | 194.00 | 265.00 |
| 0320 FIRE EQUIP EXPENSE | E | 0.00 | 0.00 | 1,070.00 | 10,000.00 | 875.00 | 10,000.00 |
| 0411 FUEL | E | 0.00 | 0.00 | 0.00 | 500.00 | 0.00 | 500.00 |
| 0420 COMMUNICATION | E | 756.00 | 756.00 | 4,270.00 | 756.00 | 567.00 | 756.00 |
| 0425 TRANSPORTATION | E | 765.90 | 890.27 | 504.90 | 750.00 | 0.00 | 750.00 |
| 0450 REPAIR & MAINTENANCE | E | 234.04 | 0.00 | 0.00 | 0.00 | 1,253.58 | |
| 0460 RENTAL AGREEMENT | E | 0.00 | 0.00 | 0.00 | 3,514.00 | 3,514.00 | 3,514.00 |
| 0570 MACHINERY & EQUIPMENT | E | 0.00 | 0.00 | 0.00 | 1,000.00 | 0.00 | 1,000.00 |
| ----- | | | | | | | |
| EMG MGMNT COORDINATOR | | 22,048.38 | 21,883.75 | 26,994.66 | 37,742.00 | 22,503.11 | 38,780.00 |
| ----- | | | | | | | |
| 0581 HIGHWAY PATROL | | | | | | | |
| ===== | | | | | | | |
| 0104 SECRETARY SALARY | E | 35,847.32 | 35,867.00 | 37,626.08 | 37,661.00 | 28,969.60 | 39,543.00 |
| 0120 LONGEVITY BONUS | E | 260.00 | 280.00 | 375.00 | 400.00 | 400.00 | 425.00 |
| 0201 SOCIAL SECURITY | E | 2,238.68 | 2,241.14 | 2,356.17 | 2,359.00 | 1,821.00 | 2,479.00 |
| 0202 GROUP INSURANCE | E | 8,801.66 | 9,077.08 | 9,466.90 | 9,400.00 | 7,023.78 | 10,113.00 |
| 0203 RETIREMENT | E | 5,391.94 | 5,255.35 | 5,349.56 | 5,462.00 | 4,153.71 | 5,692.00 |
| 0205 MEDICARE TAX | E | 523.49 | 524.06 | 550.94 | 552.00 | 425.80 | 580.00 |
| 0420 COMMUNICATION | E | 3,085.20 | 5,530.00 | 5,530.00 | 5,880.00 | 4,130.00 | 5,880.00 |
| ----- | | | | | | | |
| HIGHWAY PATROL | | 56,148.29 | 58,774.63 | 61,254.65 | 61,714.00 | 46,923.89 | 64,712.00 |
| ----- | | | | | | | |
| 0630 HEALTH | | | | | | | |
| ===== | | | | | | | |
| 0475 MHR CENTERS | E | 8,000.00 | 8,000.00 | 8,000.00 | 8,000.00 | 8,000.00 | 16,000.00 |
| 0476 FIRE DEPARTMENTS | E | 19,500.00 | 19,500.00 | 19,500.00 | 19,500.00 | 19,500.00 | 19,500.00 |
| 0477 BOWIE AMBULANCE | E | 18,000.00 | 18,000.00 | 18,000.00 | 30,000.00 | 30,000.00 | 75,000.00 |
| 0478 SAINT JO AMBULANCE | E | 12,504.00 | 12,504.00 | 12,504.00 | 20,000.00 | 20,000.00 | 35,000.00 |
| 0479 NOCONA AMBULANCE | E | 15,000.00 | 15,000.00 | 15,000.00 | 25,000.00 | 25,000.00 | 62,500.00 |
| ----- | | | | | | | |
| HEALTH | | 73,004.00 | 73,004.00 | 73,004.00 | 102,500.00 | 102,500.00 | 208,000.00 |
| ----- | | | | | | | |
| 0640 SOCIAL WELFARE | | | | | | | |
| ===== | | | | | | | |
| 0418 INDIGENT BURIAL | E | 1,300.00 | 2,600.00 | 3,250.00 | 4,000.00 | 3,900.00 | 4,000.00 |
| 0473 MEALS ON WHEELS | E | 1,541.00 | 2,420.62 | 1,541.00 | 3,000.00 | 1,541.00 | 3,000.00 |
| ----- | | | | | | | |
| SOCIAL WELFARE | | 2,841.00 | 5,020.62 | 4,791.00 | 7,000.00 | 5,441.00 | 7,000.00 |
| ----- | | | | | | | |
| 0665 COUNTY AGENTS | | | | | | | |
| ===== | | | | | | | |
| 0104 SECRETARY SALARY | E | 35,847.32 | 35,867.00 | 37,626.08 | 37,661.00 | 28,969.60 | 39,543.00 |
| 0110 COUNTY AGENT SALARY | E | 14,450.68 | 14,458.60 | 15,167.92 | 15,182.00 | 11,678.40 | 15,942.00 |
| 0111 DEM. AGENT SALARY | E | 14,450.68 | 14,458.60 | 11,722.80 | 15,182.00 | 0.00 | 15,942.00 |
| 0120 LONGEVITY BONUS | E | 1,020.00 | 1,050.00 | 1,080.00 | 1,110.00 | 1,110.00 | 1,140.00 |

| Account Number and Title | T C | Actual Exper YEAR - 2014 | Actual Exper YEAR - 2015 | Actual Exper YEAR - 2016 | Org Budget YEAR - 2017 | Actual Exper YEAR - 2017 | Prop Budget YEAR - 2018 |
|-----------------------------------|--------|-----------------------------|-----------------------------|-----------------------------|---------------------------|-----------------------------|----------------------------|
| REPORTING FUND: 0010 GENERAL FUND | | | | | | | |
| 0150 MEAL EXPENSE | E | 200.00 | 308.99 | 469.01 | 500.00 | 91.53 | 500.00 |
| 0201 SOCIAL SECURITY | E | 3,985.88 | 3,991.21 | 3,976.95 | 4,318.00 | 2,526.49 | 4,531.00 |
| 0202 GROUP INSURANCE | E | 8,801.66 | 9,077.08 | 9,466.90 | 9,400.00 | 7,023.78 | 10,113.00 |
| 0203 RETIREMENT | E | 5,503.89 | 5,370.93 | 5,450.80 | 10,000.00 | 4,252.90 | 10,405.00 |
| 0205 MEDICARE TAX | E | 932.04 | 933.24 | 930.31 | 1,010.00 | 590.95 | 1,060.00 |
| 0310 OFFICE SUPPLIES | E | 1,167.96 | 620.84 | 1,827.74 | 1,000.00 | 575.48 | 1,000.00 |
| 0420 COMMUNICATION | E | 1,000.08 | 1,000.08 | 875.07 | 1,200.00 | 375.03 | 1,200.00 |
| 0425 TRANSPORTATION | E | 15,004.58 | 17,666.35 | 16,098.44 | 17,000.00 | 10,380.18 | 17,000.00 |
| 0427 TRAINING & EDUCATION | E | 793.00 | 148.00 | 715.00 | 500.00 | 225.00 | 500.00 |
| 0450 REPAIR & MAINTENANCE | E | 0.00 | 411.16 | 228.44 | 500.00 | 85.83 | 500.00 |
| 0460 RENTAL/AGREEMENTS | E | 1,445.04 | 1,565.46 | 1,445.04 | 2,000.00 | 979.56 | 2,000.00 |
| 0570 MACHINERY & EQUIPMENT | E | 800.00 | 0.00 | 2,100.00 | 0.00 | 0.00 | |
| 0571 TECHNOLOGY EQUIPMENT | E | 0.00 | 0.00 | 0.00 | 0.00 | 0.00 | |
| COUNTY AGENTS | | 105,402.81 | 106,927.54 | 109,180.50 | 116,563.00 | 68,864.73 | 121,376.00 |
| 0670 GOVERNMENT DAMS | | | | | | | |
| 0556 GOV'T DAM MAINTENANCE | E | 0.00 | 0.00 | 0.00 | 500.00 | 0.00 | 500.00 |
| GOVERNMENT DAMS | | 0.00 | 0.00 | 0.00 | 500.00 | 0.00 | 500.00 |
| GENERAL FUND | | | | | | | |
| Income Totals | | 7,772,659.00 | 7,687,434.19 | 7,924,609.06 | 7,610,040.00 | 8,258,629.07 | 8,601,808.00 |
| Expense Totals | | 6,397,954.44 | 6,840,936.83 | 8,737,916.92 | 7,568,131.00 | 5,179,527.58 | 8,579,076.00 |

| Account Number and Title | T C | Actual Exper YEAR - 2014 | Actual Exper YEAR - 2015 | Actual Exper YEAR - 2016 | Org Budget YEAR - 2017 | Actual Exper YEAR - 2017 | Prop Budget YEAR - 2018 |
|------------------------------------------------|--------|-----------------------------|-----------------------------|-----------------------------|---------------------------|-----------------------------|----------------------------|
| ----- | | | | | | | |
| REPORTING FUND: 0012 INDIGENT HEALTH CARE FUND | | | | | | | |
| 0310 TAXES | | | | | | | |
| ===== | | | | | | | |
| 0110 CURRENT TAX LEVY | I | 349,693.98 | 346,032.40 | 390,548.06 | 390,569.00 | 387,924.72 | 437,009.00 |
| 0111 DELINQUENT TAXES | I | 3,827.26 | 6,674.00 | 5,996.25 | 4,600.00 | 4,012.26 | 4,600.00 |
| 0116 PENALTY & INTEREST | I | 3,425.77 | 4,010.65 | 4,374.06 | 3,000.00 | 3,299.09 | 3,500.00 |
| ----- | | | | | | | |
| TAXES | | 356,947.01 | 356,717.05 | 400,918.37 | 398,169.00 | 395,236.07 | 445,109.00 |
| 0370 INTEREST | | | | | | | |
| ===== | | | | | | | |
| 0001 PRIOR PERIOD ACCRUALS | I | 0.00 | 0.00 | 0.00 | 0.00 | 0.00 | |
| 0002 REVERSAL OF ACCRUALS | I | 0.00 | 0.00 | 0.00 | 0.00 | 0.00 | |
| 0119 TEXPOOL INTEREST | I | 0.00 | 0.00 | 0.00 | 0.00 | 0.00 | |
| 0120 INTEREST EARNED | I | 52.02 | 73.75 | 82.15 | 50.00 | 53.46 | |
| 0411 REFUNDS | I | 0.00 | 12,992.13 | 0.00 | 0.00 | 0.00 | |
| 0415 STATE FUNDS | I | 0.00 | 0.00 | 0.00 | 0.00 | 0.00 | |
| 0416 TOBACCO SETTLEMENT | I | 6,147.11 | 4,692.07 | 5,398.94 | 0.00 | 8,281.39 | |
| 0898 CASH RESERVES | I | 0.00 | 0.00 | 0.00 | 18,482.00 | 0.00 | 19,256.00 |
| ----- | | | | | | | |
| INTEREST | | 6,199.13 | 17,757.95 | 5,481.09 | 18,532.00 | 8,334.85 | 19,256.00 |
| 0640 INDIGENT HEALTH CARE | | | | | | | |
| ===== | | | | | | | |
| 0310 OFFICE SUPPLIES | E | 500.04 | 501.57 | 732.25 | 750.00 | 609.74 | 750.00 |
| 0311 SOFTWARE | E | 12,660.00 | 12,708.00 | 13,108.00 | 12,708.00 | 12,660.00 | 12,708.00 |
| 0415 ELIGIBLE MEDICAL SERVICES | E | 55,359.85 | 77,630.48 | 150,047.78 | 390,569.00 | 75,801.60 | 449,907.00 |
| 0419 INELIGIBLE EXPENSE | E | 0.00 | 0.00 | 0.00 | 0.00 | 0.00 | |
| 0425 TRANSPORTATION | E | 1,004.73 | 600.23 | 0.00 | 1,000.00 | 700.49 | 1,000.00 |
| 0430 ADVERTISING | E | 0.00 | 0.00 | 0.00 | 0.00 | 0.00 | |
| 0460 RENTAL/AGREEMENTS | E | 395.00 | 0.00 | 0.00 | 0.00 | 0.00 | 0.00 |
| 0570 MACHINERY & EQUIPMENT | E | 0.00 | 0.00 | 762.08 | 0.00 | 0.00 | |
| 0571 TECHNOLOGY EQUIPMENT | E | 0.00 | 0.00 | 0.00 | 0.00 | 0.00 | |
| 0901 TRANSFER | E | 150,000.00 | 190,000.00 | 0.00 | 0.00 | 750,000.00 | |
| ----- | | | | | | | |
| INDIGENT HEALTH CARE | | 219,919.62 | 281,440.28 | 164,650.11 | 405,027.00 | 839,771.83 | 464,365.00 |
| INDIGENT HEALTH CARE FUND | | | | | | | |
| Income Totals | | 363,146.14 | 374,475.00 | 406,399.46 | 416,701.00 | 403,570.92 | 464,365.00 |
| Expense Totals | | 219,919.62 | 281,440.28 | 164,650.11 | 405,027.00 | 839,771.83 | 464,365.00 |

| Account Number and Title | T C | Actual Exper YEAR - 2014 | Actual Exper YEAR - 2015 | Actual Exper YEAR - 2016 | Org Budget YEAR - 2017 | Actual Exper YEAR - 2017 | Prop Budget YEAR - 2018 |
|----------------------------------------------|--------|-----------------------------|-----------------------------|-----------------------------|---------------------------|-----------------------------|----------------------------|
| ----- | | | | | | | |
| REPORTING FUND: 0013 GROUP INSURANCE BENEFIT | | | | | | | |
| 0301 GENERAL FUND REVENUE | | | | | | | |
| ===== | | | | | | | |
| 0120 INTEREST | I | 1.05 | 1.35 | 1.72 | 0.00 | 1.31 | |
| 0301 GENERAL FUND BENEFITS | I | 18,000.00 | 18,000.00 | 18,600.00 | 0.00 | 18,600.00 | 18,600.00 |
| ----- | | | | | | | |
| GENERAL FUND REVENUE | | 18,001.05 | 18,001.35 | 18,601.72 | 0.00 | 18,601.31 | 18,600.00 |
| 0321 R & B #1 REVENUE | | | | | | | |
| ===== | | | | | | | |
| 0120 INTEREST | I | 0.30 | 0.33 | 0.41 | 0.00 | 0.21 | |
| 0321 R & B #1 BENEFITS | I | 4,800.00 | 4,800.00 | 7,200.00 | 0.00 | 7,200.00 | 9,600.00 |
| ----- | | | | | | | |
| R & B #1 REVENUE | | 4,800.30 | 4,800.33 | 7,200.41 | 0.00 | 7,200.21 | 9,600.00 |
| 0322 R & B #2 REVENUE | | | | | | | |
| ===== | | | | | | | |
| 0120 INTEREST | I | 0.16 | 0.18 | 0.24 | 0.00 | 0.21 | |
| 0322 R & B #2 BENEFITS | I | 1,800.00 | 1,800.00 | 1,800.00 | 0.00 | 1,800.00 | 1,800.00 |
| ----- | | | | | | | |
| R & B #2 REVENUE | | 1,800.16 | 1,800.18 | 1,800.24 | 0.00 | 1,800.21 | 1,800.00 |
| 0323 R & B #3 REVENUE | | | | | | | |
| ===== | | | | | | | |
| 0120 INTEREST | I | 0.81 | 0.90 | 1.18 | 0.00 | 1.18 | |
| 0323 R & B #3 BENEFITS | I | 3,600.00 | 3,600.00 | 3,600.00 | 0.00 | 3,600.00 | 3,600.00 |
| ----- | | | | | | | |
| R & B #3 REVENUE | | 3,600.81 | 3,600.90 | 3,601.18 | 0.00 | 3,601.18 | 3,600.00 |
| 0324 R & B #4 REVENUE | | | | | | | |
| ===== | | | | | | | |
| 0120 INTEREST | I | 0.15 | 0.18 | 0.23 | 0.00 | 0.14 | |
| 0324 R & B #4 BENEFITS | I | 3,600.00 | 3,600.00 | 3,600.00 | 0.00 | 3,600.00 | 3,600.00 |
| ----- | | | | | | | |
| R & B #4 REVENUE | | 3,600.15 | 3,600.18 | 3,600.23 | 0.00 | 3,600.14 | 3,600.00 |
| 0501 GROUP INSURANCE BENEFIT EXPENSE | | | | | | | |
| ===== | | | | | | | |
| 0501 GENERAL FUND BENEFITS | E | 16,200.00 | 18,400.00 | 18,600.00 | 0.00 | 13,950.00 | 18,600.00 |
| 0521 R & B #1 BENEFITS | E | 4,800.00 | 5,400.00 | 7,200.00 | 0.00 | 6,600.00 | 9,600.00 |
| 0522 R & B #2 BENEFITS | E | 1,800.00 | 1,800.00 | 1,800.00 | 0.00 | 1,350.00 | 1,800.00 |
| 0523 R & B #3 BENEFITS | E | 3,600.00 | 3,600.00 | 3,600.00 | 0.00 | 2,700.00 | 3,600.00 |
| 0524 R & B #4 BENEFITS | E | 3,600.00 | 3,600.00 | 3,600.00 | 0.00 | 2,700.00 | 3,600.00 |
| ----- | | | | | | | |
| GROUP INSURANCE BENEFIT EXPENSE | | 30,000.00 | 32,800.00 | 34,800.00 | 0.00 | 27,300.00 | 37,200.00 |
| GROUP INSURANCE BENEFIT | | | | | | | |
| Income Totals | | 31,802.47 | 31,802.94 | 34,803.78 | 0.00 | 34,803.05 | 37,200.00 |
| Expense Totals | | 30,000.00 | 32,800.00 | 34,800.00 | 0.00 | 27,300.00 | 37,200.00 |

| Account Number and Title | T C | Actual Exper YEAR - 2014 | Actual Exper YEAR - 2015 | Actual Exper YEAR - 2016 | Org Budget YEAR - 2017 | Actual Exper YEAR - 2017 | Prop Budget YEAR - 2018 |
|---------------------------------------------|--------|-----------------------------|-----------------------------|-----------------------------|---------------------------|-----------------------------|----------------------------|
| ----- | | | | | | | |
| REPORTING FUND: 0015 RECORD MANAGEMENT ACCT | | | | | | | |
| 0370 RECORD MNGMT REVENUES | | | | | | | |
| ===== | | | | | | | |
| 0001 PRIOR PERIOD ACCRUALS | I | 0.00 | 0.00 | 0.00 | 0.00 | 0.00 | _____ |
| 0002 REVERSAL OF ACCRUALS | I | 0.00 | 0.00 | 0.00 | 0.00 | 0.00 | _____ |
| 0120 INTEREST EARNED | I | 19.82 | 28.21 | 28.90 | 0.00 | 150.04 | _____ |
| 0130 SALES | I | 0.00 | 0.00 | 0.00 | 0.00 | 0.00 | _____ |
| 0400 RECORD MNGMT FEES | I | 98,750.00 | 83,785.00 | 61,780.00 | 60,000.00 | 40,440.00 | 55,000.00 |
| 0898 CASH RESERVES | I | 0.00 | 0.00 | 0.00 | 0.00 | 0.00 | _____ |
| ----- | | | | | | | |
| RECORD MNGMT REVENUES | | 98,769.82 | 83,813.21 | 61,808.90 | 60,000.00 | 40,590.04 | 55,000.00 |
| 0433 RECORD MNGMT EXPENDITURES | | | | | | | |
| ===== | | | | | | | |
| 0104 OFFICE LABOR | E | 11,940.00 | 5,880.00 | 0.00 | 0.00 | 0.00 | _____ |
| 0201 SOCIAL SECURITY | E | 740.29 | 364.56 | 0.00 | 0.00 | 0.00 | _____ |
| 0203 RETIREMENT | E | 0.00 | 93.65 | 0.00 | 0.00 | 0.00 | 0.00 |
| 0205 MEDICARE TAX | E | 173.13 | 85.27 | 0.00 | 0.00 | 0.00 | _____ |
| 0305 OPERATING EXPENSES | E | 25,839.04 | 24,066.99 | 33,224.89 | 15,000.00 | 15,597.00 | 25,000.00 |
| 0570 MACHINERY & EQUIPMENT | E | 8,538.50 | 3,613.88 | 1,497.50 | 5,000.00 | 0.00 | 5,000.00 |
| 0571 TECHNOLOGY EQUIPMENT | E | 0.00 | 0.00 | 0.00 | 0.00 | 0.00 | _____ |
| ----- | | | | | | | |
| RECORD MNGMT EXPENDITURES | | 47,230.96 | 34,104.35 | 34,722.39 | 20,000.00 | 15,597.00 | 30,000.00 |
| RECORD MANAGEMENT ACCT | | | | | | | |
| Income Totals | | 98,769.82 | 83,813.21 | 61,808.90 | 60,000.00 | 40,590.04 | 55,000.00 |
| Expense Totals | | 47,230.96 | 34,104.35 | 34,722.39 | 20,000.00 | 15,597.00 | 30,000.00 |

| Account Number and Title | T C | Actual Exper YEAR - 2014 | Actual Exper YEAR - 2015 | Actual Exper YEAR - 2016 | Org Budget YEAR - 2017 | Actual Exper YEAR - 2017 | Prop Budget YEAR - 2018 |
|-----------------------------------------------|--------|-----------------------------|-----------------------------|-----------------------------|---------------------------|-----------------------------|----------------------------|
| ----- | | | | | | | |
| REPORTING FUND: 0016 COURTHOUSE SECURITY FUND | | | | | | | |
| 0370 COURTHOUSE SECURITY REV | | | | | | | |
| ===== | | | | | | | |
| 0001 ACCRUALS | I | 0.00 | 0.00 | 0.00 | 0.00 | 0.00 | _____ |
| 0002 REVERSAL OF ACCRUALS | I | 0.00 | 0.00 | 0.00 | 0.00 | 0.00 | _____ |
| 0119 TEXPOOL INTEREST | I | 0.00 | 0.00 | 0.00 | 0.00 | 0.00 | _____ |
| 0120 INTEREST EARNED | I | 18.50 | 19.54 | 11.25 | 10.00 | 70.66 | _____ |
| 0127 JP #1 \$3 | I | 2,343.00 | 1,897.00 | 2,142.00 | 2,000.00 | 1,716.00 | 2,000.00 |
| 0128 JP #2 \$3 | I | 5,576.07 | 4,843.45 | 3,423.26 | 3,000.00 | 2,496.45 | 3,000.00 |
| 0129 JP #1 \$1 | I | 0.00 | 0.00 | 0.00 | 0.00 | 0.00 | _____ |
| 0130 JP #2 \$1 | I | 0.00 | 0.00 | 0.00 | 0.00 | 0.00 | _____ |
| 0400 COUNTY CLERK FEES | I | 11,983.00 | 8,272.00 | 6,053.00 | 5,000.00 | 3,948.00 | 5,000.00 |
| 0406 COUNTY CLERK CIVIL | I | 680.00 | 760.00 | 855.00 | 600.00 | 720.00 | 1,000.00 |
| 0407 COUNTY CLERK CRIMINAL | I | 1,026.00 | 810.00 | 578.00 | 700.00 | 339.00 | 700.00 |
| 0700 DISTRICT CLERK FEES | I | 0.00 | 0.00 | 0.00 | 0.00 | 0.00 | _____ |
| 0706 DIST CLERK CIVIL | I | 1,450.00 | 1,460.00 | 2,175.00 | 1,750.00 | 1,375.00 | 1,750.00 |
| 0707 DIST CLERK CRIMINAL | I | 400.00 | 504.00 | 318.00 | 300.00 | 330.00 | 400.00 |
| 0898 CASH RESERVES | I | 0.00 | 0.00 | 0.00 | 10,640.00 | 0.00 | 10,150.00 |
| ----- | | | | | | | |
| COURTHOUSE SECURITY REV | | 23,476.57 | 18,565.99 | 15,555.51 | 24,000.00 | 10,995.11 | 24,000.00 |
| 0434 COURTHOUSE SECURITY EXP | | | | | | | |
| ===== | | | | | | | |
| 0510 COURTHOUSE SECURITY EXP | E | 23,563.14 | 55,075.72 | 32,608.36 | 18,000.00 | 22,752.92 | 18,000.00 |
| 0570 MACHINERY & EQUIPMENT | E | 0.00 | 0.00 | 0.00 | 6,000.00 | 0.00 | 6,000.00 |
| 0571 TECHNOLOGY EQUIPMENT | E | 0.00 | 0.00 | 0.00 | 0.00 | 0.00 | _____ |
| ----- | | | | | | | |
| COURTHOUSE SECURITY EXP | | 23,563.14 | 55,075.72 | 32,608.36 | 24,000.00 | 22,752.92 | 24,000.00 |
| COURTHOUSE SECURITY FUND | | | | | | | |
| Income Totals | | 23,476.57 | 18,565.99 | 15,555.51 | 24,000.00 | 10,995.11 | 24,000.00 |
| Expense Totals | | 23,563.14 | 55,075.72 | 32,608.36 | 24,000.00 | 22,752.92 | 24,000.00 |

| Account Number and Title | T C | Actual Exper YEAR - 2014 | Actual Exper YEAR - 2015 | Actual Exper YEAR - 2016 | Org Budget YEAR - 2017 | Actual Exper YEAR - 2017 | Prop Budget YEAR - 2018 |
|--------------------------------------------|--------|-----------------------------|-----------------------------|-----------------------------|---------------------------|-----------------------------|----------------------------|
| ----- | | | | | | | |
| REPORTING FUND: 0017 BVS PRESERVATION FUND | | | | | | | |
| 0370 BVS PRESERVATION REVENUES | | | | | | | |
| ===== | | | | | | | |
| 0120 INTEREST EARNED | I | 0.90 | 1.10 | 0.82 | 0.00 | 6.63 | |
| 0400 PRESERVATION FEES | I | 1,037.00 | 939.00 | 924.00 | 800.00 | 715.00 | 800.00 |
| 0898 CASH RESERVES | I | 0.00 | 0.00 | 0.00 | 1,200.00 | 0.00 | 1,200.00 |
| ----- | | | | | | | |
| BVS PRESERVATION REVENUES | | 1,037.90 | 940.10 | 924.82 | 2,000.00 | 721.63 | 2,000.00 |
| 0403 BVS PRESERVATION EXPENDITURES | | | | | | | |
| ===== | | | | | | | |
| 0305 OPERATING EXPENSE | E | 400.00 | 0.00 | 900.00 | 1,000.00 | 1,884.30 | 1,000.00 |
| 0570 MACHINERY AND EQUIPMENT | E | 0.00 | 0.00 | 0.00 | 1,000.00 | 0.00 | 1,000.00 |
| 0571 TECHNOLOGY EQUIPMENT | E | 0.00 | 0.00 | 0.00 | 0.00 | 0.00 | |
| ----- | | | | | | | |
| BVS PRESERVATION EXPENDITURES | | 400.00 | 0.00 | 900.00 | 2,000.00 | 1,884.30 | 2,000.00 |
| BVS PRESERVATION FUND | | | | | | | |
| Income Totals | | 1,037.90 | 940.10 | 924.82 | 2,000.00 | 721.63 | 2,000.00 |
| Expense Totals | | 400.00 | 0.00 | 900.00 | 2,000.00 | 1,884.30 | 2,000.00 |

| Account Number and Title | T C | Actual Exper YEAR - 2014 | Actual Exper YEAR - 2015 | Actual Exper YEAR - 2016 | Org Budget YEAR - 2017 | Actual Exper YEAR - 2017 | Prop Budget YEAR - 2018 |
|--------------------------------------------------------|--------|-----------------------------|-----------------------------|-----------------------------|---------------------------|-----------------------------|----------------------------|
| ----- | | | | | | | |
| REPORTING FUND: 0018 DIST CLERK REC MGMNT & PRESV FUND | | | | | | | |
| 0370 DIST CLK REC MGMT/PRES REVENUES | | | | | | | |
| ===== | | | | | | | |
| 0120 EARNED INTEREST | I | 1.32 | 1.52 | 1.22 | 0.00 | 5.02 | |
| 0706 CIVIL DIST CLERK REC MGMNT/PRES FEE | I | 1,815.00 | 1,775.00 | 2,200.00 | 2,000.00 | 1,365.00 | 2,000.00 |
| 0707 CRIM DIST CLERK REC MGMNT/PRES FEE | I | 193.50 | 238.00 | 152.50 | 200.00 | 129.50 | 200.00 |
| 0898 CASH RESERVES | I | 0.00 | 0.00 | 0.00 | 5,050.00 | 0.00 | 8,300.00 |
| ----- | | | | | | | |
| DIST CLK REC MGMT/PRES REVENUES | | 2,009.82 | 2,014.52 | 2,353.72 | 7,250.00 | 1,499.52 | 10,500.00 |
| 0437 DIST CLK REC MGMT/PRESV EXPENSES | | | | | | | |
| ===== | | | | | | | |
| 0305 OPERATING EXPENSE | E | 162.46 | 1,387.15 | 2,847.64 | 4,250.00 | 2,546.95 | 7,500.00 |
| 0570 MACHINERY & EQUIPMENT | E | 0.00 | 1,408.63 | 2,355.50 | 3,000.00 | 0.00 | 3,000.00 |
| 0571 TECHNOLOGY EQUIPMENT | E | 0.00 | 0.00 | 0.00 | 0.00 | 0.00 | |
| ----- | | | | | | | |
| DIST CLK REC MGMT/PRESV EXPENSES | | 162.46 | 2,795.78 | 5,203.14 | 7,250.00 | 2,546.95 | 10,500.00 |
| DIST CLERK REC MGMNT & PRESV FUND | | | | | | | |
| Income Totals | | 2,009.82 | 2,014.52 | 2,353.72 | 7,250.00 | 1,499.52 | 10,500.00 |
| Expense Totals | | 162.46 | 2,795.78 | 5,203.14 | 7,250.00 | 2,546.95 | 10,500.00 |

| Account Number and Title | T C | Actual Exper YEAR - 2014 | Actual Exper YEAR - 2015 | Actual Exper YEAR - 2016 | Org Budget YEAR - 2017 | Actual Exper YEAR - 2017 | Prop Budget YEAR - 2018 |
|-------------------------------------------|--------|-----------------------------|-----------------------------|-----------------------------|---------------------------|-----------------------------|----------------------------|
| ----- | | | | | | | |
| REPORTING FUND: 0019 RECORDS PRESERVATION | | | | | | | |
| ----- | | | | | | | |
| 0370 RECORDS PRESERVATION REVENUES | | | | | | | |
| ===== | | | | | | | |
| 0120 INTEREST EARNED | I | 9.42 | 11.61 | 8.51 | 0.00 | 68.09 | |
| 0406 CIVIL RECORD PRESERVATION | I | 1,350.00 | 1,520.00 | 1,710.00 | 1,200.00 | 1,440.00 | 1,500.00 |
| 0407 CRIMINAL RECORDS PRESERVATION | I | 8,393.00 | 6,722.00 | 4,765.00 | 6,000.00 | 2,780.00 | 5,000.00 |
| 0411 REFUNDS | I | 0.00 | 0.00 | 0.00 | 0.00 | 0.00 | |
| 0706 CIVIL REC PRES DIST CLK | I | 1,815.00 | 1,775.00 | 2,365.00 | 1,800.00 | 1,520.00 | 1,800.00 |
| 0707 CRIMINAL REC MGMT DIST CLK | I | 1,507.50 | 2,222.00 | 1,385.50 | 2,000.00 | 1,266.50 | 2,000.00 |
| 0898 CASH RESERVES | I | 0.00 | 0.00 | 0.00 | 0.00 | 0.00 | |
| ----- | | | | | | | |
| RECORDS PRESERVATION REVENUES | | 13,074.92 | 12,250.61 | 10,234.01 | 11,000.00 | 7,074.59 | 10,300.00 |
| ----- | | | | | | | |
| 0406 RECORDS PRESERVATION EXPENSES | | | | | | | |
| ===== | | | | | | | |
| 0305 OPERATING EXPENSES | E | 0.00 | 0.00 | 311.80 | 4,000.00 | 0.00 | 4,000.00 |
| 0311 SOFTWARE | E | 0.00 | 10,944.00 | 0.00 | 0.00 | 0.00 | |
| 0427 TRAINING | E | 0.00 | 0.00 | 0.00 | 0.00 | 0.00 | |
| 0460 RENTAL/MAINT | E | 0.00 | 0.00 | 0.00 | 0.00 | 0.00 | |
| 0570 MACHINERY & EQUIPMENT | E | 0.00 | 0.00 | 0.00 | 5,000.00 | 0.00 | 5,000.00 |
| 0571 TECHNOLOGY EQUIPMENT | E | 0.00 | 0.00 | 0.00 | 0.00 | 0.00 | |
| ----- | | | | | | | |
| RECORDS PRESERVATION EXPENSES | | 0.00 | 10,944.00 | 311.80 | 9,000.00 | 0.00 | 9,000.00 |
| ----- | | | | | | | |
| RECORDS PRESERVATION | | | | | | | |
| Income Totals | | 13,074.92 | 12,250.61 | 10,234.01 | 11,000.00 | 7,074.59 | 10,300.00 |
| Expense Totals | | 0.00 | 10,944.00 | 311.80 | 9,000.00 | 0.00 | 9,000.00 |

| Account Number and Title | T C | Actual Exper YEAR - 2014 | Actual Exper YEAR - 2015 | Actual Exper YEAR - 2016 | Org Budget YEAR - 2017 | Actual Exper YEAR - 2017 | Prop Budget YEAR - 2018 |
|-----------------------------|--------|-----------------------------|-----------------------------|-----------------------------|---------------------------|-----------------------------|----------------------------|
|-----------------------------|--------|-----------------------------|-----------------------------|-----------------------------|---------------------------|-----------------------------|----------------------------|

REPORTING FUND: 0021 R & B #1 FUND

0310 TAXES

| | | | | | | | |
|-------------------------|---|------------|------------|------------|------------|------------|------------|
| 0110 CURRENT TAX LEVY | I | 482,122.52 | 458,244.16 | 490,911.24 | 477,361.00 | 474,170.53 | 514,985.00 |
| 0111 DELINQUENT TAXES | I | 5,336.44 | 8,850.34 | 7,557.45 | 7,000.00 | 4,912.17 | 7,000.00 |
| 0116 PENALTY & INTEREST | I | 4,767.56 | 5,335.21 | 5,513.23 | 4,000.00 | 4,042.42 | 4,000.00 |
| TAXES | | 492,226.52 | 472,429.71 | 503,981.92 | 488,361.00 | 483,125.12 | 525,985.00 |

0370 MISC. REVENUES

| | | | | | | | |
|--------------------------------|---|------------|------------|------------|------------|------------|------------|
| 0112 FEDERAL PAYMENTS | I | 660.43 | 1,313.06 | 525.91 | 0.00 | 115.50 | |
| 0113 STATE-LATERAL ROAD | I | 7,592.16 | 7,359.63 | 7,341.13 | 7,200.00 | 7,341.13 | 7,200.00 |
| 0120 INTEREST EARNED | I | 55.90 | 75.07 | 69.64 | 40.00 | 182.31 | 40.00 |
| 0126 COUNTY COURT FINES | I | 40,947.27 | 35,231.89 | 22,975.62 | 20,000.00 | 12,179.62 | 20,000.00 |
| 0130 SALE OF PROPERTY | I | 50,370.04 | 1,028.30 | 121.24 | 0.00 | 68.25 | |
| 0205 AUTO LICENSE REGISTRATION | I | 152,150.82 | 145,305.50 | 146,786.96 | 150,000.00 | 130,747.70 | 150,000.00 |
| 0206 AUTO FEES | I | 23,529.49 | 27,405.41 | 26,212.38 | 20,000.00 | 22,452.07 | 20,000.00 |
| 0411 REFUNDS | I | 20.02 | 21.90 | 40.81 | 0.00 | 28.54 | |
| 0805 EASEMENTS | I | 7,290.92 | 4,380.00 | 0.00 | 0.00 | 2,000.00 | |
| 0898 CASH RESERVES | I | 0.00 | 0.00 | 0.00 | 25,000.00 | 0.00 | 100,000.00 |
| 0901 TRANSFER | I | 12,932.75 | 12,932.75 | 13,579.00 | 13,579.00 | 0.00 | 14,258.00 |
| 0902 FORCED ACCT BILLING | I | 0.00 | 0.00 | 0.00 | 0.00 | 0.00 | |
| 0998 OTHER SOURCES | I | 0.00 | 0.00 | 0.00 | 0.00 | 0.00 | |
| 0999 MISC REVENUE | I | 0.00 | 0.00 | 0.00 | 0.00 | 0.00 | |
| MISC. REVENUES | | 295,549.80 | 235,053.51 | 217,652.69 | 235,819.00 | 175,115.12 | 311,498.00 |

0612 R & B #1 EXPENDITURES

| | | | | | | | |
|------------------------------|---|------------|------------|------------|------------|------------|------------|
| 0004 GROUP INSURANCE BENEFIT | E | 4,800.00 | 5,000.00 | 7,200.00 | 7,200.00 | 7,200.00 | 9,600.00 |
| 0101 SALARY COMMISSIONER | E | 51,703.10 | 51,731.42 | 54,268.04 | 54,318.00 | 41,782.80 | 57,034.00 |
| 0103 FOREMAN SALARY | E | 39,757.38 | 39,779.22 | 43,500.57 | 41,757.00 | 32,121.20 | 43,845.00 |
| 0105 PART TIME | E | 25,422.00 | 17,910.00 | 62,925.00 | 21,840.00 | 48,555.00 | 21,840.00 |
| 0106 ROAD HANDS SALARY | E | 107,438.52 | 138,687.00 | 98,242.89 | 150,644.00 | 116,788.25 | 197,715.00 |
| 0120 LONGEVITY BONUS | E | 1,065.00 | 1,150.00 | 545.00 | 735.00 | 600.00 | 60.00 |
| 0150 MEAL EXPENSE | E | 0.00 | 0.00 | 0.00 | 0.00 | 0.00 | |
| 0151 UNIFORMS | E | 1,967.86 | 2,500.00 | 1,500.00 | 2,500.00 | 2,500.00 | 3,000.00 |
| 0201 SOCIAL SECURITY | E | 14,013.77 | 14,975.91 | 15,698.19 | 16,843.00 | 15,026.02 | 20,057.00 |
| 0202 GROUP MEDICAL INSURANCE | E | 44,008.30 | 52,093.44 | 36,692.34 | 56,400.00 | 23,022.39 | 70,791.00 |
| 0203 RETIREMENT | E | 30,159.10 | 33,963.98 | 27,831.02 | 35,894.00 | 27,386.05 | 46,066.00 |
| 0204 WORKMEN'S COMPENSATION | E | 3,716.00 | 4,574.40 | 4,939.27 | 6,200.00 | 2,647.58 | 6,200.00 |
| 0205 MEDICARE TAX | E | 3,277.15 | 3,502.02 | 3,671.21 | 3,939.00 | 3,513.83 | 4,691.00 |
| 0206 UNEMPLOYMENT INSURANCE | E | 845.34 | 863.22 | 856.03 | 1,000.00 | 23,487.04 | 1,000.00 |
| 0405 R & M BRIDGES | E | 0.00 | 0.00 | 0.00 | 500.00 | 0.00 | 500.00 |
| 0410 TIRES & TUBES | E | 7,049.32 | 2,538.20 | 14,473.82 | 8,500.00 | 5,044.15 | 8,500.00 |
| 0411 FUEL | E | 44,617.18 | 33,311.96 | 32,827.56 | 64,500.00 | 37,346.76 | 65,000.00 |
| 0412 OIL, GREASE | E | 0.00 | 0.00 | 1,298.38 | 3,000.00 | 0.00 | 4,000.00 |
| 0420 COMMUNICATION | E | 2,296.51 | 2,329.62 | 2,587.27 | 2,000.00 | 1,319.76 | 2,200.00 |
| 0434 SAND, CEMENT | E | 0.00 | 0.00 | 0.00 | 250.00 | 0.00 | 500.00 |
| 0435 GRAVEL | E | 67,670.23 | 395,245.16 | 158,250.57 | 125,000.00 | 18,219.96 | 125,000.00 |
| 0440 UTILITIES | E | 4,255.28 | 4,105.55 | 3,529.01 | 4,000.00 | 3,138.13 | 4,000.00 |
| 0449 PAVING | E | 0.00 | 0.00 | 1,289.70 | 2,000.00 | 554.99 | 2,500.00 |
| 0450 REPAIR & MAINTENANCE | E | 80,934.70 | 50,054.79 | 130,245.74 | 65,000.00 | 47,030.02 | 65,000.00 |
| 0458 CULVERTS | E | 0.00 | 5,079.20 | 22,385.71 | 4,000.00 | 9,266.94 | 10,000.00 |
| 0482 INSURANCE | E | 3,375.00 | 2,712.00 | 2,522.00 | 3,000.00 | 2,736.00 | 3,000.00 |

| Account Number and Title | T C | Actual Exper YEAR - 2014 | Actual Exper YEAR - 2015 | Actual Exper YEAR - 2016 | Org Budget YEAR - 2017 | Actual Exper YEAR - 2017 | Prop Budget YEAR - 2018 |
|------------------------------------|--------|-----------------------------|-----------------------------|-----------------------------|---------------------------|-----------------------------|----------------------------|
| REPORTING FUND: 0021 R & B #1 FUND | | | | | | | |
| 0497 SALES TAX | E | 34.89 | 118.88 | 7.54 | 0.00 | 0.00 | 100.00 |
| 0498 FUEL TAX | E | 1,007.10 | 1,436.70 | 3,751.47 | 2,000.00 | 2,380.60 | 2,000.00 |
| 0570 MACHINERY & EQUIPMENT | E | 102,227.20 | 16,987.97 | 87,750.02 | 7,500.00 | 44,500.00 | 10,000.00 |
| 0571 TECHNOLOGY EQUIPMENT | E | 0.00 | 0.00 | 0.00 | 0.00 | 0.00 | |
| 0572 R&B#1 BUILDING | E | 0.00 | 82,290.00 | 0.00 | 2,000.00 | 0.00 | 2,000.00 |
| 0573 LAND R&B#1 | E | 0.00 | 0.00 | 0.00 | 0.00 | 0.00 | |
| 0575 LEASE PAYMENTS | E | 0.00 | 0.00 | 0.00 | 30,214.00 | 30,194.10 | 30,214.00 |
| 0576 ROADS | E | 0.00 | 0.00 | 0.00 | 0.00 | 0.00 | |
| 0901 TRANSFER | E | 2,244.65 | 12,000.00 | 0.00 | 0.00 | 0.00 | |
| 0902 FORCED ACCOUNT BILLING | E | 0.00 | 74,680.66 | 104,779.24 | 0.00 | 82,948.79 | |
| R & B #1 EXPENDITURES | | 643,885.58 | 900,259.98 | 669,237.69 | 722,734.00 | 463,412.78 | 816,413.00 |
| R & B #1 FUND | | | | | | | |
| Income Totals | | 787,776.32 | 707,483.22 | 721,634.61 | 724,180.00 | 658,240.24 | 837,483.00 |
| Expense Totals | | 643,885.58 | 900,259.98 | 669,237.69 | 722,734.00 | 463,412.78 | 816,413.00 |

| Account Number and Title | T C | Actual Exper YEAR - 2014 | Actual Exper YEAR - 2015 | Actual Exper YEAR - 2016 | Org Budget YEAR - 2017 | Actual Exper YEAR - 2017 | Prop Budget YEAR - 2018 |
|------------------------------------|--------|-----------------------------|-----------------------------|-----------------------------|---------------------------|-----------------------------|----------------------------|
| ----- | | | | | | | |
| REPORTING FUND: 0022 R & B #2 FUND | | | | | | | |
| ----- | | | | | | | |
| 0310 TAXES | | | | | | | |
| ===== | | | | | | | |
| 0110 CURRENT TAX LEVY | I | 482,122.53 | 458,244.16 | 490,911.24 | 477,361.00 | 474,170.53 | 514,985.00 |
| 0111 DELINQUENT TAXES | I | 5,336.44 | 8,850.34 | 7,557.45 | 7,000.00 | 4,912.17 | 7,000.00 |
| 0116 PENALTY & INTEREST | I | 4,767.56 | 5,335.21 | 5,513.23 | 4,000.00 | 4,042.42 | 4,000.00 |
| ----- | | | | | | | |
| TAXES | | 492,226.53 | 472,429.71 | 503,981.92 | 488,361.00 | 483,125.12 | 525,985.00 |
| ----- | | | | | | | |
| 0370 OTHER REVENUES | | | | | | | |
| ===== | | | | | | | |
| 0112 FEDERAL PAYMENTS | I | 660.43 | 1,313.07 | 525.91 | 0.00 | 115.50 | |
| 0113 STATE-LATERAL ROAD | I | 7,592.16 | 7,359.63 | 7,341.13 | 7,200.00 | 7,341.13 | 7,200.00 |
| 0120 INTEREST EARNED | I | 46.03 | 65.26 | 67.97 | 40.00 | 185.68 | 40.00 |
| 0126 COUNTY COURT FINES | I | 40,947.27 | 32,260.40 | 20,507.87 | 20,000.00 | 12,179.62 | 20,000.00 |
| 0130 SALE OF PROPERTY | I | 90,144.38 | 6,421.65 | 35,566.45 | 0.00 | 45,208.78 | |
| 0205 AUTO LICENSE REGISTRATION | I | 152,150.84 | 148,277.02 | 149,254.73 | 150,000.00 | 130,747.75 | 150,000.00 |
| 0206 AUTO FEES | I | 23,529.49 | 27,405.43 | 26,212.39 | 20,000.00 | 22,452.07 | 20,000.00 |
| 0411 REFUNDS | I | 0.00 | 0.00 | 0.00 | 0.00 | 2,045.83 | |
| 0805 EASEMENTS | I | 29,769.00 | 10,852.50 | 500.00 | 0.00 | 2,000.00 | |
| 0898 CASH RESERVES | I | 0.00 | 0.00 | 0.00 | 85,000.00 | 0.00 | 125,000.00 |
| 0901 TRANSFER | I | 12,932.75 | 12,932.75 | 13,579.00 | 13,579.00 | 0.00 | 14,258.00 |
| 0902 FORCED ACCT BILLING | I | 0.00 | 0.00 | 0.00 | 0.00 | 0.00 | |
| 0998 OTHER SOURCES | I | 0.00 | 0.00 | 0.00 | 0.00 | 0.00 | |
| 0999 MISC REVENUE | I | 0.00 | 0.00 | 6,205.05 | 0.00 | 0.00 | |
| ----- | | | | | | | |
| OTHER REVENUES | | 357,772.35 | 246,887.71 | 259,760.50 | 295,819.00 | 222,276.36 | 336,498.00 |
| ----- | | | | | | | |
| 0613 R & B #2 EXPENDITURES | | | | | | | |
| ===== | | | | | | | |
| 0004 GROUP INSURANCE BENEFIT | E | 1,800.00 | 1,800.00 | 1,800.00 | 1,800.00 | 1,800.00 | 1,800.00 |
| 0101 SALARY COMMISSIONER | E | 51,703.10 | 51,731.42 | 54,268.04 | 54,318.00 | 41,782.80 | 57,034.00 |
| 0103 FOREMAN SALARY | E | 39,746.98 | 39,768.82 | 41,719.56 | 41,757.00 | 32,121.20 | 43,845.00 |
| 0105 PART TIME | E | 19,020.00 | 21,022.50 | 48,163.50 | 25,000.00 | 19,042.50 | 25,000.00 |
| 0106 ROAD HANDS SALARY | E | 102,162.18 | 98,864.47 | 88,650.55 | 112,983.00 | 81,103.31 | 118,629.00 |
| 0120 LONGEVITY BONUS | E | 435.00 | 385.00 | 330.00 | 165.00 | 155.00 | 250.00 |
| 0150 MEAL EXPENSE | E | 0.00 | 0.00 | 0.00 | 0.00 | 0.00 | |
| 0151 UNIFORMS | E | 1,717.86 | 2,000.00 | 1,500.00 | 2,000.00 | 2,000.00 | 2,000.00 |
| 0201 SOCIAL SECURITY | E | 12,598.48 | 12,932.55 | 14,499.12 | 14,669.00 | 10,864.96 | 15,299.00 |
| 0202 GROUP MEDICAL INSURANCE | E | 41,447.49 | 41,582.12 | 33,524.36 | 47,000.00 | 26,532.11 | 50,565.00 |
| 0203 RETIREMENT | E | 29,272.78 | 28,034.77 | 26,305.28 | 30,332.00 | 22,224.58 | 35,139.00 |
| 0204 WORKMEN'S COMPENSATION | E | 3,716.00 | 4,574.40 | 4,939.27 | 6,000.00 | 2,647.58 | 6,000.00 |
| 0205 MEDICARE TAX | E | 2,946.27 | 3,024.40 | 3,390.69 | 3,431.00 | 2,540.80 | 3,578.00 |
| 0206 UNEMPLOYMENT INSURANCE | E | 792.13 | 745.36 | 2,207.11 | 1,000.00 | 797.46 | 1,000.00 |
| 0405 R & M BRIDGES | E | 0.00 | 0.00 | 0.00 | 0.00 | 0.00 | |
| 0410 TIRES & TUBES | E | 8,049.02 | 6,775.13 | 14,984.65 | 9,000.00 | 3,781.29 | 9,000.00 |
| 0411 FUEL | E | 76,168.52 | 57,111.52 | 52,959.70 | 80,000.00 | 47,802.84 | 80,000.00 |
| 0412 OIL, GREASE | E | 3,599.93 | 717.99 | 874.29 | 2,000.00 | 1,494.68 | 2,000.00 |
| 0420 COMMUNICATION | E | 1,833.25 | 2,091.55 | 1,620.00 | 2,000.00 | 1,183.41 | 2,000.00 |
| 0434 SAND, CEMENT | E | 0.00 | 0.00 | 0.00 | 0.00 | 0.00 | |
| 0435 GRAVEL | E | 105,217.97 | 306,657.26 | 38,356.94 | 88,000.00 | 30,010.68 | 158,000.00 |
| 0440 UTILITIES | E | 3,690.90 | 3,633.31 | 3,256.45 | 3,000.00 | 2,102.93 | 3,000.00 |
| 0449 PAVING | E | 1,442.90 | 24,136.23 | 3,255.44 | 36,500.00 | 7,042.90 | 36,500.00 |
| 0450 REPAIR & MAINTENANCE | E | 29,239.67 | 42,563.57 | 63,279.66 | 50,000.00 | 33,657.05 | 50,000.00 |
| 0458 CULVERTS | E | 1,250.12 | 2,802.73 | 13,280.38 | 3,000.00 | 4,485.26 | 3,000.00 |
| 0482 INSURANCE | E | 4,686.30 | 3,801.00 | 3,448.00 | 6,000.00 | 3,704.00 | 6,000.00 |

08/28/17
 TIME:10:29 AM

Budget Workshop Assistant -- Account Listing

PAGE 28
 PREPARER:0005

| Account Number and Title | T C | Actual Exper YEAR - 2014 | Actual Exper YEAR - 2015 | Actual Exper YEAR - 2016 | Org Budget YEAR - 2017 | Actual Exper YEAR - 2017 | Prop Budget YEAR - 2018 |
|------------------------------------|--------|-----------------------------|-----------------------------|-----------------------------|---------------------------|-----------------------------|----------------------------|
| REPORTING FUND: 0022 R & B #2 FUND | | | | | | | |
| 0497 SALES TAX | E | 15.01 | 50.74 | 2,210.80 | 100.00 | 2.38 | 100.00 |
| 0498 FUEL TAX | E | 2,658.10 | 2,193.94 | 3,601.20 | 2,500.00 | 3,713.00 | 2,500.00 |
| 0570 MACHINERY & EQUIPMENT | E | 7,584.99 | 798.00 | 110,311.37 | 90,000.00 | 123,785.30 | 90,000.00 |
| 0571 TECHNOLOGY EQUIPMENT | E | 0.00 | 0.00 | 0.00 | 0.00 | 0.00 | |
| 0572 R&B#2 BUILDING | E | 0.00 | 0.00 | 0.00 | 0.00 | 0.00 | |
| 0573 R&B#2 LAND | E | 0.00 | 0.00 | 0.00 | 0.00 | 0.00 | |
| 0575 LEASE PAYMENTS | E | 137,526.85 | 44,252.31 | 123,562.11 | 51,309.00 | 36,214.04 | 51,309.00 |
| 0576 ROADS | E | 0.00 | 0.00 | 0.00 | 0.00 | 0.00 | |
| 0901 TRANSFER | E | 2,244.65 | 12,000.00 | 0.00 | 0.00 | 0.00 | |
| 0902 FORCED ACCT BILLING | E | 0.00 | 0.00 | 0.00 | 0.00 | 268,318.56 | |
| R & B #2 EXPENDITURES | | 692,566.45 | 816,051.09 | 756,298.47 | 763,864.00 | 274,273.50 | 853,548.00 |
| R & B #2 FUND | | | | | | | |
| Income Totals | | 849,998.88 | 719,317.42 | 763,742.42 | 784,180.00 | 705,401.48 | 862,483.00 |
| Expense Totals | | 692,566.45 | 816,051.09 | 756,298.47 | 763,864.00 | 274,273.50 | 853,548.00 |

| Account Number and Title | T C | Actual Exper YEAR - 2014 | Actual Exper YEAR - 2015 | Actual Exper YEAR - 2016 | Org Budget YEAR - 2017 | Actual Exper YEAR - 2017 | Prop Budget YEAR - 2018 |
|------------------------------------|--------|-----------------------------|-----------------------------|-----------------------------|---------------------------|-----------------------------|----------------------------|
| ----- | | | | | | | |
| REPORTING FUND: 0023 R & B #3 FUND | | | | | | | |
| ----- | | | | | | | |
| 0310 TAXES | | | | | | | |
| ===== | | | | | | | |
| 0110 CURRENT TAX LEVY | I | 482,122.53 | 458,244.16 | 490,911.24 | 477,361.00 | 474,170.53 | 514,985.00 |
| 0111 DELINQUENT TAXES | I | 5,336.44 | 8,850.34 | 7,557.45 | 7,000.00 | 4,912.17 | 7,000.00 |
| 0116 PENALTY & INTEREST | I | 4,767.56 | 5,335.21 | 5,513.23 | 4,000.00 | 4,042.42 | 4,000.00 |
| ----- | | | | | | | |
| TAXES | | 492,226.53 | 472,429.71 | 503,981.92 | 488,361.00 | 483,125.12 | 525,985.00 |
| ----- | | | | | | | |
| 0370 OTHER REVENUES | | | | | | | |
| ===== | | | | | | | |
| 0112 FEDERAL PAYMENTS | I | 660.43 | 1,313.07 | 525.92 | 0.00 | 115.50 | |
| 0113 STATE-LATERAL ROAD | I | 7,592.17 | 7,359.63 | 7,341.14 | 7,200.00 | 7,341.14 | 7,200.00 |
| 0120 INTEREST EARNED | I | 48.02 | 61.55 | 62.85 | 40.00 | 192.18 | 40.00 |
| 0126 COUNTY COURT FINES | I | 40,947.30 | 32,260.43 | 20,507.88 | 20,000.00 | 12,179.63 | 20,000.00 |
| 0130 SALE OF PROPERTY | I | 357,127.56 | 0.00 | 19,000.00 | 0.00 | 3,000.00 | |
| 0205 AUTO LICENSE REGISTRATION | I | 152,150.89 | 148,277.04 | 149,254.78 | 150,000.00 | 130,747.75 | 150,000.00 |
| 0206 AUTO FEES | I | 23,529.49 | 27,405.43 | 26,212.39 | 20,000.00 | 22,452.07 | 20,000.00 |
| 0411 REFUNDS | I | 0.00 | 0.00 | 0.00 | 0.00 | 0.00 | |
| 0805 EASEMENTS | I | 7,938.00 | 2,320.00 | 0.00 | 0.00 | 0.00 | |
| 0898 CASH RESERVES | I | 0.00 | 0.00 | 0.00 | 100,000.00 | 0.00 | 100,000.00 |
| 0901 TRANSFER | I | 12,932.75 | 12,932.75 | 13,579.00 | 13,579.00 | 0.00 | 14,258.00 |
| 0902 FORCED ACCT BILLING | I | 0.00 | 0.00 | 0.00 | 0.00 | 0.00 | |
| 0998 OTHER SOURCES | I | 0.00 | 0.00 | 0.00 | 0.00 | 0.00 | |
| 0999 MISC REVENUE | I | 58,833.00 | 0.00 | 0.00 | 0.00 | 0.00 | |
| ----- | | | | | | | |
| OTHER REVENUES | | 661,759.61 | 231,929.90 | 236,483.96 | 310,819.00 | 176,028.27 | 311,498.00 |
| ----- | | | | | | | |
| 0614 R & B #3 EXPENDITURES | | | | | | | |
| ===== | | | | | | | |
| 0004 GROUP INSURANCE BENEFIT | E | 3,600.00 | 3,600.00 | 3,600.00 | 3,600.00 | 3,600.00 | 3,600.00 |
| 0101 SALARY COMMISSIONER | E | 51,703.10 | 51,731.42 | 54,268.04 | 54,318.00 | 41,782.80 | 57,034.00 |
| 0103 FOREMAN SALARY | E | 39,746.98 | 39,768.82 | 41,719.56 | 41,757.00 | 32,121.20 | 43,845.00 |
| 0105 PART TIME | E | 19,170.00 | 20,520.00 | 52,440.00 | 55,000.00 | 64,980.00 | 60,000.00 |
| 0106 ROAD HANDS SALARY | E | 107,541.96 | 130,776.66 | 139,228.23 | 112,983.00 | 86,908.80 | 118,629.00 |
| 0120 LONGEVITY BONUS | E | 1,660.00 | 1,765.00 | 1,870.00 | 1,985.00 | 1,850.00 | 1,975.00 |
| 0150 MEAL EXPENSE | E | 13.18 | 0.00 | 0.00 | 30.00 | 0.00 | 30.00 |
| 0151 UNIFORMS | E | 1,967.86 | 2,250.00 | 2,250.00 | 2,000.00 | 2,000.00 | 2,000.00 |
| 0201 SOCIAL SECURITY | E | 13,416.29 | 14,954.86 | 17,694.23 | 17,120.00 | 13,934.42 | 17,578.00 |
| 0202 GROUP MEDICAL INSURANCE | E | 44,008.30 | 49,188.68 | 54,046.78 | 47,000.00 | 35,509.11 | 50,565.00 |
| 0203 RETIREMENT | E | 30,262.74 | 32,862.29 | 33,705.34 | 30,598.00 | 23,288.04 | 40,373.00 |
| 0204 WORKMEN'S COMPENSATION | E | 3,716.00 | 4,574.40 | 4,939.27 | 7,000.00 | 2,647.58 | 7,000.00 |
| 0205 MEDICARE TAX | E | 3,137.54 | 3,497.35 | 4,137.92 | 4,004.00 | 3,258.71 | 4,111.00 |
| 0206 UNEMPLOYMENT INSURANCE | E | 820.50 | 815.32 | 1,155.87 | 1,000.00 | 599.80 | 1,000.00 |
| 0405 R & M BRIDGES | E | 0.00 | 0.00 | 0.00 | 0.00 | 0.00 | |
| 0410 TIRES & TUBES | E | 12,403.28 | 8,304.96 | 10,364.66 | 10,000.00 | 9,279.23 | 10,000.00 |
| 0411 FUEL | E | 63,516.46 | 59,683.47 | 47,152.39 | 80,000.00 | 46,162.68 | 80,000.00 |
| 0412 OIL, GREASE | E | 1,524.14 | 199.48 | 0.00 | 4,000.00 | 0.00 | 4,000.00 |
| 0420 COMMUNICATION | E | 2,561.32 | 2,627.06 | 2,828.59 | 2,000.00 | 1,977.42 | 2,500.00 |
| 0434 SAND, CEMENT | E | 0.00 | 0.00 | 0.00 | 0.00 | 0.00 | |
| 0435 GRAVEL | E | 1,860.66 | 68,157.17 | 118,830.31 | 80,000.00 | 9,214.29- | 80,000.00 |
| 0436 GRAVEL ROYALTY | E | 4,296.00 | 48.00 | 0.00 | 0.00 | 0.00 | |
| 0440 UTILITIES | E | 4,765.72 | 4,077.05 | 3,692.84 | 5,000.00 | 3,332.66 | 4,500.00 |
| 0449 PAVING | E | 44,719.73 | 37,219.23 | 17,402.73 | 40,000.00 | 3,276.96- | 40,000.00 |
| 0450 REPAIR & MAINTENANCE | E | 37,010.87 | 47,592.12 | 112,286.28 | 50,000.00 | 27,088.68 | 50,000.00 |
| 0458 CULVERTS | E | 4,194.42 | 4,724.40 | 4,245.47- | 5,000.00 | 2,144.90 | 4,000.00 |

| Account Number and Title | T C | Actual Exper YEAR - 2014 | Actual Exper YEAR - 2015 | Actual Exper YEAR - 2016 | Org Budget YEAR - 2017 | Actual Exper YEAR - 2017 | Prop Budget YEAR - 2018 |
|------------------------------------|--------|-----------------------------|-----------------------------|-----------------------------|---------------------------|-----------------------------|----------------------------|
| REPORTING FUND: 0023 R & B #3 FUND | | | | | | | |
| 0482 INSURANCE | E | 6,066.95 | 4,239.00 | 2,787.00 | 8,000.00 | 3,564.00 | 8,000.00 |
| 0497 SALES TAX | E | 0.00 | 0.00 | 0.00 | 0.00 | 0.00 | |
| 0498 FUEL TAX | E | 1,468.90 | 2,281.02 | 2,652.00 | 2,000.00 | 3,024.20 | 2,700.00 |
| 0570 MACHINERY AND EQUIPMENT | E | 317,755.74 | 20,876.43 | 79,881.29 | 56,500.00 | 57,101.75 | 50,000.00 |
| 0571 TECHNOLOGY EQUIPMENT | E | 0.00 | 0.00 | 0.00 | 0.00 | 0.00 | |
| 0572 R&B #3 -BUILDING | E | 21,595.48 | 13,386.00 | 0.00 | 10,000.00 | 0.00 | |
| 0575 LEASE PAYMENT | E | 231,828.29 | 49,764.71 | 40,091.80 | 38,000.00 | 719.09 | 77,000.00 |
| 0576 ROADS | E | 0.00 | 0.00 | 0.00 | 0.00 | 0.00 | |
| 0901 TRANSFER | E | 2,244.65 | 12,000.00 | 0.00 | 0.00 | 0.00 | |
| 0902 FORCED ACCT BILLING | E | 0.00 | 0.00 | 46,783.62 | 0.00 | 294,313.99 | |
| R & B #3 EXPENDITURES | | 1,078,577.06 | 691,484.90 | 797,996.04 | 768,895.00 | 160,069.83 | 820,440.00 |
| R & B #3 FUND | | | | | | | |
| Income Totals | | 1,153,986.14 | 704,359.61 | 740,465.88 | 799,180.00 | 659,153.39 | 837,483.00 |
| Expense Totals | | 1,078,577.06 | 691,484.90 | 797,996.04 | 768,895.00 | 160,069.83 | 820,440.00 |

| Account Number and Title | T C | Actual Exper YEAR - 2014 | Actual Exper YEAR - 2015 | Actual Exper YEAR - 2016 | Org Budget YEAR - 2017 | Actual Exper YEAR - 2017 | Prop Budget YEAR - 2018 |
|------------------------------------|--------|-----------------------------|-----------------------------|-----------------------------|---------------------------|-----------------------------|----------------------------|
| ----- | | | | | | | |
| REPORTING FUND: 0024 R & B #4 FUND | | | | | | | |
| 0310 TAXES | | | | | | | |
| ===== | | | | | | | |
| 0110 CURRENT TAX LEVY | I | 482,122.53 | 458,244.16 | 490,911.24 | 477,361.00 | 474,170.53 | 514,985.00 |
| 0111 DELINQUENT TAXES | I | 5,336.44 | 8,850.34 | 7,557.46 | 7,000.00 | 4,912.17 | 7,000.00 |
| 0116 PENALTY & INTEREST | I | 4,767.56 | 5,335.21 | 5,513.23 | 4,000.00 | 4,042.42 | 4,000.00 |
| ----- | | | | | | | |
| TAXES | | 492,226.53 | 472,429.71 | 503,981.93 | 488,361.00 | 483,125.12 | 525,985.00 |
| 0370 OTHER REVENUES | | | | | | | |
| ===== | | | | | | | |
| 0112 FEDERAL PAYMENTS | I | 660.44 | 1,313.07 | 525.92 | 0.00 | 115.51 | |
| 0113 STATE-LATERAL ROAD | I | 7,592.17 | 7,359.64 | 7,341.14 | 7,200.00 | 7,341.14 | 7,200.00 |
| 0120 INTEREST EARNED | I | 46.15 | 65.53 | 76.65 | 40.00 | 211.00 | 40.00 |
| 0126 COUNTY COURT FINES | I | 40,947.31 | 32,260.43 | 20,507.88 | 20,000.00 | 12,179.63 | 20,000.00 |
| 0130 SALE OF PROPERTY | I | 23,991.50 | 62,411.75 | 18,136.00 | 10,000.00 | 25,715.20 | 10,000.00 |
| 0205 AUTO LICENSE REGISTRATION | I | 150,195.91 | 148,277.04 | 149,254.79 | 150,000.00 | 130,747.78 | 150,000.00 |
| 0206 AUTO FEES | I | 23,529.50 | 27,405.42 | 26,212.40 | 20,000.00 | 22,452.06 | 20,000.00 |
| 0411 REFUNDS | I | 0.00 | 0.00 | 0.00 | 0.00 | 0.00 | |
| 0805 EASEMENTS | I | 11,681.00 | 5,142.00 | 500.00 | 0.00 | 0.00 | |
| 0898 CASH RESERVES | I | 0.00 | 0.00 | 0.00 | 100,000.00 | 0.00 | 125,000.00 |
| 0901 TRANSFER | I | 12,932.75 | 12,932.75 | 13,579.00 | 13,579.00 | 0.00 | 14,258.00 |
| 0902 FORCED ACCT BILLING | I | 0.00 | 0.00 | 0.00 | 0.00 | 0.00 | |
| 0998 OTHER SOURCES | I | 0.00 | 0.00 | 0.00 | 0.00 | 0.00 | |
| 0999 MISC REVENUE | I | 17,500.00 | 0.00 | 0.00 | 0.00 | 0.00 | |
| ----- | | | | | | | |
| OTHER REVENUES | | 289,076.73 | 297,167.63 | 236,133.78 | 320,819.00 | 198,762.32 | 346,498.00 |
| 0615 R & B #4 EXPENDITURES | | | | | | | |
| ===== | | | | | | | |
| 0004 GROUP INSURANCE BENEFIT | E | 3,600.00 | 3,600.00 | 3,600.00 | 3,600.00 | 3,600.00 | 3,600.00 |
| 0101 SALARY COMMISSIONER | E | 51,703.10 | 51,731.42 | 54,268.04 | 54,318.00 | 41,782.80 | 57,034.00 |
| 0103 FOREMAN SALARY | E | 39,746.98 | 39,768.82 | 41,719.56 | 41,757.00 | 32,121.20 | 43,845.00 |
| 0105 PART TIME | E | 11,280.00 | 56,587.50 | 71,655.00 | 30,000.00 | 63,780.00 | 30,000.00 |
| 0106 ROAD HANDS SALARY | E | 101,597.86 | 105,879.50 | 112,878.24 | 112,983.00 | 86,908.80 | 118,629.00 |
| 0120 LONGEVITY BONUS | E | 680.00 | 845.00 | 1,035.00 | 1,040.00 | 1,140.00 | 1,230.00 |
| 0150 MEAL EXPENSE | E | 97.61 | 0.00 | 138.39 | 200.00 | 0.00 | 200.00 |
| 0151 UNIFORMS | E | 1,717.86 | 2,000.00 | 2,000.00 | 2,000.00 | 2,000.00 | 2,000.00 |
| 0201 SOCIAL SECURITY | E | 12,721.34 | 15,711.24 | 16,850.91 | 15,019.00 | 13,428.10 | 15,683.00 |
| 0202 GROUP MEDICAL INSURANCE | E | 35,960.04 | 45,385.40 | 47,334.50 | 47,000.00 | 35,118.90 | 50,565.00 |
| 0203 RETIREMENT | E | 29,209.06 | 29,113.02 | 29,848.43 | 30,486.00 | 23,188.86 | 36,019.00 |
| 0204 WORKMEN'S COMPENSATION | E | 3,716.00 | 4,574.36 | 4,939.27 | 5,000.00 | 2,647.58 | 5,000.00 |
| 0205 MEDICARE TAX | E | 2,975.07 | 3,674.22 | 3,940.86 | 3,513.00 | 3,140.38 | 3,668.00 |
| 0206 UNEMPLOYMENT INSURANCE | E | 794.55 | 806.67 | 2,540.18 | 1,000.00 | 581.77 | 1,000.00 |
| 0400 DUES AND BONDS | E | 0.00 | 0.00 | 0.00 | 0.00 | 0.00 | |
| 0405 R & M BRIDGES | E | 0.00 | 0.00 | 0.00 | 20,000.00 | 25,666.81 | |
| 0410 TIRES & TUBES | E | 16,964.50 | 18,022.04 | 16,008.46 | 19,000.00 | 6,570.29 | 19,000.00 |
| 0411 FUEL | E | 73,310.85 | 75,056.82 | 53,930.84 | 80,000.00 | 52,027.76 | 80,000.00 |
| 0412 OIL, GREASE | E | 3,311.28 | 1,420.00 | 3,820.00 | 3,500.00 | 3,432.10 | 3,500.00 |
| 0420 COMMUNICATION | E | 2,570.32 | 2,528.90 | 2,685.95 | 2,500.00 | 1,856.42 | 2,500.00 |
| 0434 SAND, CEMENT | E | 0.00 | 1,000.00 | 411.00 | 1,000.00 | 0.00 | 1,000.00 |
| 0435 GRAVEL/CHIP ROCK | E | 27,267.01 | 77,404.51 | 52,602.32 | 40,000.00 | 47,800.91 | 40,000.00 |
| 0436 GRAVEL ROYALTY | E | 8,811.00 | 4,200.00 | 4,815.00 | 10,000.00 | 5,745.00 | 10,000.00 |
| 0440 UTILITIES | E | 5,253.29 | 5,092.07 | 3,173.70 | 6,000.00 | 2,614.19 | 6,000.00 |
| 0449 PAVING | E | 45,432.48 | 25,420.27 | 32,418.41 | 50,000.00 | 2,132.34 | 50,000.00 |
| 0450 REPAIR & MAINTENANCE | E | 34,043.99 | 59,098.55 | 42,524.49 | 35,000.00 | 44,055.59 | 35,000.00 |

| Account Number and Title | T C | Actual Exper YEAR - 2014 | Actual Exper YEAR - 2015 | Actual Exper YEAR - 2016 | Org Budget YEAR - 2017 | Actual Exper YEAR - 2017 | Prop Budget YEAR - 2018 |
|------------------------------------|--------|-----------------------------|-----------------------------|-----------------------------|---------------------------|-----------------------------|----------------------------|
| ----- | | | | | | | |
| REPORTING FUND: 0024 R & B #4 FUND | | | | | | | |
| 0453 BLASTING | E | 30,145.47 | 0.00 | 28,621.00 | 45,000.00 | 0.00 | 20,000.00 |
| 0458 CULVERTS | E | 4,611.80 | 9,938.84 | 21,415.62 | 5,000.00 | 6,972.18 | 5,000.00 |
| 0482 INSURANCE | E | 6,070.05 | 5,471.00 | 3,596.00 | 10,000.00 | 3,386.00 | 10,000.00 |
| 0497 SALES TAX | E | 255.34 | 0.00 | 10.20 | 500.00 | 36.51 | 500.00 |
| 0498 FUEL TAX | E | 1,634.70 | 2,708.40 | 3,281.00 | 2,000.00 | 3,370.20 | 2,000.00 |
| 0570 MACHINERY AND EQUIPMENT | E | 18,195.00 | 44,058.95 | 42,750.00 | 95,000.00 | 74,210.00 | 125,000.00 |
| 0571 TECHNOLOGY EQUIPMENT | E | 0.00 | 0.00 | 0.00 | 0.00 | 0.00 | _____ |
| 0572 R&B#4 - BUILDING | E | 9,300.00 | 0.00 | 0.00 | 0.00 | 0.00 | _____ |
| 0573 R&B #4 LAND | E | 0.00 | 0.00 | 0.00 | 0.00 | 0.00 | _____ |
| 0575 LEASE PAYMENTS | E | 17,257.38 | 34,514.76 | 34,543.09 | 34,779.00 | 17,229.05 | 69,785.00 |
| 0576 ROADS | E | 0.00 | 0.00 | 0.00 | 0.00 | 0.00 | _____ |
| 0901 TRANSFER | E | 2,244.64 | 12,000.00 | 0.00 | 0.00 | 0.00 | _____ |
| 0902 FORCED ACCT BILLING | E | 0.00 | 0.00 | 87,140.51- | 0.00 | 127,881.37- | _____ |
| ----- | | | | | | | |
| R & B #4 EXPENDITURES | | 602,478.57 | 737,612.26 | 652,214.95 | 807,195.00 | 478,662.37 | 847,758.00 |
| | | | | | | | |
| R & B #4 FUND | | | | | | | |
| Income Totals | | 781,303.26 | 769,597.34 | 740,115.71 | 809,180.00 | 681,887.44 | 872,483.00 |
| Expense Totals | | 602,478.57 | 737,612.26 | 652,214.95 | 807,195.00 | 478,662.37 | 847,758.00 |

| Account Number and Title | T C | Actual Exper YEAR - 2014 | Actual Exper YEAR - 2015 | Actual Exper YEAR - 2016 | Org Budget YEAR - 2017 | Actual Exper YEAR - 2017 | Prop Budget YEAR - 2018 |
|------------------------------------|--------|-----------------------------|-----------------------------|-----------------------------|---------------------------|-----------------------------|----------------------------|
| ----- | | | | | | | |
| REPORTING FUND: 0027 ELECTION FUND | | | | | | | |
| 0370 ELECTION FUND REVENUE | | | | | | | |
| ===== | | | | | | | |
| 0120 INTEREST | I | 0.00 | 0.00 | 0.00 | 0.00 | 6.55 | _____ |
| 0413 CONTRACTED ELECTION REV | I | 6,910.60 | 4,149.92 | 3,711.60 | 0.00 | 1,617.10 | _____ |
| 0998 ADMINISTRATIVE FEE | I | 562.00 | 507.12 | 412.44 | 0.00 | 960.46 | _____ |
| 0999 MISC REVENUE | I | 0.00 | 23,953.00 | 219.45 | 0.00 | 253.65 | _____ |
| ----- | | | | | | | |
| ELECTION FUND REVENUE | | 7,472.60 | 28,610.04 | 4,343.49 | 0.00 | 2,837.76 | 0.00 |
| 0491 ELECTION FUND EXP | | | | | | | |
| ===== | | | | | | | |
| 0311 PROGRAMMING EXPENSE | E | 0.00 | 0.00 | 0.00 | 0.00 | 0.00 | _____ |
| 0333 ELECTION SUPPLIES | E | 750.00 | 13,954.82 | 0.00 | 0.00 | 1,050.00 | _____ |
| 0413 CONTRACTED ELECTION EXP | E | 980.18 | 0.00 | 15,025.00 | 0.00 | 0.00 | _____ |
| 0570 MACHINERY & EQUIPMENT | E | 0.00 | 867.84 | 0.00 | 0.00 | 2,176.00 | _____ |
| 0571 TECHNOLOGY EQUIPMENT | E | 0.00 | 0.00 | 0.00 | 0.00 | 0.00 | _____ |
| ----- | | | | | | | |
| ELECTION FUND EXP | | 1,730.18 | 14,822.66 | 15,025.00 | 0.00 | 3,226.00 | 0.00 |
| ELECTION FUND | | | | | | | |
| Income Totals | | 7,472.60 | 28,610.04 | 4,343.49 | 0.00 | 2,837.76 | 0.00 |
| Expense Totals | | 1,730.18 | 14,822.66 | 15,025.00 | 0.00 | 3,226.00 | 0.00 |

| Account Number and Title | T C | Actual Exper YEAR - 2014 | Actual Exper YEAR - 2015 | Actual Exper YEAR - 2016 | Org Budget YEAR - 2017 | Actual Exper YEAR - 2017 | Prop Budget YEAR - 2018 |
|----------------------------------------------|--------|-----------------------------|-----------------------------|-----------------------------|---------------------------|-----------------------------|----------------------------|
| ----- | | | | | | | |
| REPORTING FUND: 0031 V I T COLLECTOR ACCOUNT | | | | | | | |
| 0370 V I T COLLECTOR REVENUE | | | | | | | |
| ===== | | | | | | | |
| 0120 INTEREST | I | 4.75 | 4.58 | 3.47 | 0.00 | 4.37 | |
| 0500 V I T PENALTY & INTEREST | I | 110.72 | 88.42 | 32.42 | 30.00 | 66.71 | 75.00 |
| 0898 CASH RESERVES | I | 0.00 | 0.00 | 0.00 | 120.00 | 0.00 | 75.00 |
| ----- | | | | | | | |
| V I T COLLECTOR REVENUE | | 115.47 | 93.00 | 35.89 | 150.00 | 71.08 | 150.00 |
| 0499 V I T COLLECTOR EXPENSES | | | | | | | |
| ===== | | | | | | | |
| 0305 OPERATING EXPENSES | E | 0.00 | 0.00 | 0.00 | 50.00 | 0.00 | 50.00 |
| 0570 MACHINERY & EQUIPMENT | E | 0.00 | 0.00 | 0.00 | 100.00 | 0.00 | 100.00 |
| 0571 TECHNOLOGY EQUIPMENT | E | 0.00 | 0.00 | 0.00 | 0.00 | 0.00 | |
| ----- | | | | | | | |
| V I T COLLECTOR EXPENSES | | 0.00 | 0.00 | 0.00 | 150.00 | 0.00 | 150.00 |
| V I T COLLECTOR ACCOUNT | | | | | | | |
| Income Totals | | 115.47 | 93.00 | 35.89 | 150.00 | 71.08 | 150.00 |
| Expense Totals | | 0.00 | 0.00 | 0.00 | 150.00 | 0.00 | 150.00 |

| Account Number and Title | T C | Actual Exper YEAR - 2014 | Actual Exper YEAR - 2015 | Actual Exper YEAR - 2016 | Org Budget YEAR - 2017 | Actual Exper YEAR - 2017 | Prop Budget YEAR - 2018 |
|------------------------------------------------|--------|-----------------------------|-----------------------------|-----------------------------|---------------------------|-----------------------------|----------------------------|
| REPORTING FUND: 0033 DIST ATTY FORFEITURE FUND | | | | | | | |
| 0370 D.A. FORFEITURE REVENUES | | | | | | | |
| ===== | | | | | | | |
| 0120 INTEREST EARNED | I | 13.24 | 7.48 | 22.55 | 0.00 | 347.78 | _____ |
| 0130 SALES | I | 17,025.71 | 0.00 | 0.00 | 0.00 | 0.00 | _____ |
| 0211 FORFEITURES PROCEEDS | I | 28,268.13 | 13,319.55 | 643,869.72 | 0.00 | 13,357.82 | _____ |
| 0212 SHS REVENUES | I | 0.00 | 0.00 | 0.00 | 0.00 | 0.00 | _____ |
| 0898 CASH RESERVES | I | 0.00 | 0.00 | 0.00 | 36,000.00 | 0.00 | 109,010.00 |
| 0901 OPERATING TRANSFERS IN | I | 0.00 | 84.75 | 0.00 | 0.00 | 0.00 | _____ |
| 0999 MISC REVENUE | I | 122,000.00 | 0.00 | 267.10 | 0.00 | 170.00 | _____ |
| D.A. FORFEITURE REVENUES | | 167,307.08 | 13,411.78 | 644,159.37 | 36,000.00 | 13,875.60 | 109,010.00 |
| 0533 DA FORFEITURE EXPENSES | | | | | | | |
| ===== | | | | | | | |
| 0102 ASSISTANT DA/POS 2 | E | 51,235.50 | 51,249.90 | 985.60 | 0.00 | 0.00 | 38,000.00 |
| 0104 OFFICE AND LABOR | E | 14,938.63 | 12,630.81 | 13,000.00 | 15,000.00 | 3,600.00 | 15,000.00 |
| 0120 LONGEVITY | E | 10.00 | 20.00 | 0.00 | 0.00 | 0.00 | _____ |
| 0201 SOCIAL SECURITY | E | 4,103.41 | 3,961.82 | 867.11 | 930.00 | 223.20 | 2,341.00 |
| 0202 GROUP INSURANCE | E | 10,480.54 | 9,077.08 | 0.00 | 0.00 | 0.00 | _____ |
| 0203 RETIREMENT | E | 9,884.21 | 9,286.36 | 1,971.28 | 2,154.00 | 492.23 | 5,421.00 |
| 0204 WORKER'S COMP | E | 0.00 | 0.00 | 0.00 | 0.00 | 0.00 | _____ |
| 0205 MEDICARE TAX | E | 959.49 | 926.52 | 202.79 | 218.00 | 52.20 | 548.00 |
| 0206 UNEMPLOYMENT | E | 245.20 | 254.00 | 103.38 | 200.00 | 7.99 | 200.00 |
| 0305 OPERATING EXPENSE | E | 3,273.50 | 6,379.54 | 25,537.76 | 3,000.00 | 17,662.43 | 3,000.00 |
| 0420 COMMUNICATION | E | 0.00 | 0.00 | 0.00 | 500.00 | 0.00 | 500.00 |
| 0425 TRANSPORTATION | E | 323.46 | 276.85 | 758.92 | 500.00 | 170.00 | 500.00 |
| 0460 RENTAL/MAINTENANCE | E | 128.36 | 58.46 | 0.00 | 500.00 | 0.00 | 500.00 |
| 0497 SALES TAX | E | 0.00 | 0.00 | 0.00 | 0.00 | 0.00 | _____ |
| 0570 MACHINERY & EQUIPMENT | E | 2,104.62 | 0.00 | 0.00 | 5,000.00 | 0.00 | 5,000.00 |
| 0571 TECHNOLOGY EQUIPMENT | E | 0.00 | 0.00 | 0.00 | 0.00 | 0.00 | _____ |
| 0901 TRANSFER | E | 0.00 | 0.00 | 0.00 | 0.00 | 0.00 | 38,000.00 |
| 0909 PAY TO OTHER AGENCY | E | 83,198.14 | 7,853.47 | 1,886.80 | 0.00 | 758.33 | _____ |
| DA FORFEITURE EXPENSES | | 180,885.06 | 101,974.81 | 45,313.64 | 28,002.00 | 22,966.38 | 109,010.00 |
| DIST ATTY FORFEITURE FUND | | | | | | | |
| Income Totals | | 167,307.08 | 13,411.78 | 644,159.37 | 36,000.00 | 13,875.60 | 109,010.00 |
| Expense Totals | | 180,885.06 | 101,974.81 | 45,313.64 | 28,002.00 | 22,966.38 | 109,010.00 |

| Account Number and Title | T C | Actual Exper YEAR - 2014 | Actual Exper YEAR - 2015 | Actual Exper YEAR - 2016 | Org Budget YEAR - 2017 | Actual Exper YEAR - 2017 | Prop Budget YEAR - 2018 |
|-------------------------------------|--------|-----------------------------|-----------------------------|-----------------------------|---------------------------|-----------------------------|----------------------------|
| ----- | | | | | | | |
| REPORTING FUND: 0035 HOT CHECK FUND | | | | | | | |
| 0370 HOT CHECK REVENUES | | | | | | | |
| ===== | | | | | | | |
| 0120 INTERST EARNED | I | 0.00 | 0.00 | 0.00 | 0.00 | 3.32 | |
| 0301 HOT CHECK CO ATTY FEES | I | 3,800.20 | 3,524.10 | 2,942.19 | 3,000.00 | 1,684.81 | 3,000.00 |
| 0898 CASH RESERVES | I | 0.00 | 0.00 | 0.00 | 0.00 | 0.00 | |
| 0999 MISC REVENUES | I | 0.00 | 0.00 | 0.00 | 0.00 | 0.00 | |
| ----- | | | | | | | |
| HOT CHECK REVENUES | | 3,800.20 | 3,524.10 | 2,942.19 | 3,000.00 | 1,688.13 | 3,000.00 |
| 0474 HOT CHECK FUND EXPENSES | | | | | | | |
| ===== | | | | | | | |
| 0104 SECRETARY SUPPLEMENT | E | 6,799.78 | 0.00 | 0.00 | 0.00 | 0.00 | 0.00 |
| 0201 SOCIAL SECURITY | E | 421.46 | 0.00 | 0.00 | 0.00 | 0.00 | 0.00 |
| 0203 RETIREMENT | E | 1,015.58 | 0.00 | 0.00 | 0.00 | 0.00 | 0.00 |
| 0204 WORKMEN'S COMP | E | 20.00 | 40.00 | 0.00 | 0.00 | 0.00 | 0.00 |
| 0205 MEDICARE TAX | E | 98.54 | 0.00 | 0.00 | 0.00 | 0.00 | 0.00 |
| 0206 UNEMPLOYMENT | E | 27.87 | 8.80 | 0.00 | 0.00 | 0.00 | 0.00 |
| 0305 OPERATING SUPPLIES | E | 0.00 | 0.00 | 0.00 | 0.00 | 0.00 | |
| 0400 DUES AND BONDS | E | 0.00 | 0.00 | 0.00 | 0.00 | 0.00 | |
| 0411 DA ASSISTANT PAYMENT | E | 0.00 | 0.00 | 0.00 | 0.00 | 0.00 | |
| 0420 COMMUNICATION | E | 0.00 | 0.00 | 0.00 | 0.00 | 0.00 | |
| 0425 TRANSPORTATION | E | 0.00 | 1,027.25 | 1,924.17 | 1,500.00 | 1,908.27 | 1,500.00 |
| 0427 TRAINING | E | 0.00 | 1,115.95 | 1,020.00 | 1,500.00 | 0.00 | 1,500.00 |
| 0450 REPAIR & MAINTENANCE | E | 0.00 | 0.00 | 0.00 | 0.00 | 0.00 | |
| 0460 RENTAL/MAINTENANCE | E | 750.00 | 0.00 | 0.00 | 0.00 | 0.00 | |
| 0480 LEGAL | E | 0.00 | 0.00 | 0.00 | 0.00 | 0.00 | |
| 0570 EQUIPMENT | E | 0.00 | 0.00 | 0.00 | 0.00 | 0.00 | |
| 0571 TECHNOLOGY EQUIPMENT | E | 0.00 | 0.00 | 0.00 | 0.00 | 0.00 | |
| ----- | | | | | | | |
| HOT CHECK FUND EXPENSES | | 9,133.23 | 2,192.00 | 2,944.17 | 3,000.00 | 1,908.27 | 3,000.00 |
| HOT CHECK FUND | | | | | | | |
| Income Totals | | 3,800.20 | 3,524.10 | 2,942.19 | 3,000.00 | 1,688.13 | 3,000.00 |
| Expense Totals | | 9,133.23 | 2,192.00 | 2,944.17 | 3,000.00 | 1,908.27 | 3,000.00 |

| Account Number and Title | T C | Actual Exper YEAR - 2014 | Actual Exper YEAR - 2015 | Actual Exper YEAR - 2016 | Org Budget YEAR - 2017 | Actual Exper YEAR - 2017 | Prop Budget YEAR - 2018 |
|--------------------------------------|--------|-----------------------------|-----------------------------|-----------------------------|---------------------------|-----------------------------|----------------------------|
| ----- | | | | | | | |
| REPORTING FUND: 0036 D.A. STATE FUND | | | | | | | |
| 0370 D.A. SPECIAL FUND | | | | | | | |
| ===== | | | | | | | |
| 0120 INTEREST EARNED | I | 0.00 | 0.00 | 0.00 | 0.00 | 0.00 | |
| 0302 STATE GRANT FUNDS | I | 27,500.00 | 27,499.98 | 9,166.66 | 27,500.00 | 0.00 | 27,500.00 |
| 0303 DA SALARY SUPPLEMENT | I | 0.00 | 370.58 | 4,446.96 | 4,447.00 | 30,833.06 | 4,447.00 |
| 0411 REFUNDS | I | 0.00 | 0.00 | 0.00 | 0.00 | 0.00 | |
| 0901 OPERATING TRANSFERS IN | I | 15,082.00 | 15,203.00 | 15,598.00 | 15,598.00 | 0.00 | 16,161.00 |
| ----- | | | | | | | |
| D.A. SPECIAL FUND | | 42,582.00 | 43,073.56 | 29,211.62 | 47,545.00 | 30,833.06 | 48,108.00 |
| 0636 D.A. SPECIAL EXPENSES | | | | | | | |
| ===== | | | | | | | |
| 0104 INVESTIGATOR SALARY | E | 27,288.33 | 27,394.18 | 31,139.94 | 27,500.00 | 23,953.80 | 27,500.00 |
| 0105 SALARY SUPPLEMENT | E | 0.00 | 0.00 | 0.00 | 3,640.00 | 0.00 | 3,640.00 |
| 0201 SOCIAL SECURITY | E | 1,665.36 | 1,698.52 | 1,930.76 | 1,931.00 | 1,314.68 | 1,931.00 |
| 0202 GROUP INSURANCE | E | 8,801.66 | 8,323.68 | 9,466.90 | 9,400.00 | 7,023.78 | 10,113.00 |
| 0203 RETIREMENT | E | 4,075.28 | 3,981.16 | 4,382.94 | 4,472.00 | 3,384.53 | 4,472.00 |
| 0205 MEDICARE TAX | E | 389.55 | 397.30 | 451.62 | 452.00 | 307.44 | 452.00 |
| ----- | | | | | | | |
| D.A. SPECIAL EXPENSES | | 42,220.18 | 41,794.84 | 47,372.16 | 47,395.00 | 35,984.23 | 48,108.00 |
| D.A. STATE FUND | | | | | | | |
| Income Totals | | 42,582.00 | 43,073.56 | 29,211.62 | 47,545.00 | 30,833.06 | 48,108.00 |
| Expense Totals | | 42,220.18 | 41,794.84 | 47,372.16 | 47,395.00 | 35,984.23 | 48,108.00 |

| Account Number and Title | T C | Actual Exper YEAR - 2014 | Actual Exper YEAR - 2015 | Actual Exper YEAR - 2016 | Org Budget YEAR - 2017 | Actual Exper YEAR - 2017 | Prop Budget YEAR - 2018 |
|-----------------------------------------------|--------|-----------------------------|-----------------------------|-----------------------------|---------------------------|-----------------------------|----------------------------|
| ----- | | | | | | | |
| REPORTING FUND: 0038 DIST ATTY HOT CHECK FUND | | | | | | | |
| 0370 DA HOT CHECK REVENUES | | | | | | | |
| ===== | | | | | | | |
| 0120 INTEREST EARNED | I | 0.00 | 0.00 | 0.00 | 0.00 | 3.32 | _____ |
| 0301 HOT CHECK FEES | I | 0.00 | 300.00 | 450.00 | 0.00 | 0.00 | _____ |
| 0487 DA IN/OUT | I | 0.00 | 0.00 | 0.00 | 0.00 | 0.00 | _____ |
| 0999 MISC REVENUE | I | 0.00 | 0.00 | 0.00 | 0.00 | 0.00 | _____ |
| ----- | | | | | | | |
| DA HOT CHECK REVENUES | | 0.00 | 300.00 | 450.00 | 0.00 | 3.32 | 0.00 |
| 0638 DA HOT CHECK FUND EXPENSE | | | | | | | |
| ===== | | | | | | | |
| 0305 OPERATING EXPENSES | E | 0.00 | 347.51 | 0.00 | 0.00 | 0.00 | _____ |
| 0570 MACHINERY & EQUIPMENT | E | 0.00 | 0.00 | 0.00 | 0.00 | 0.00 | _____ |
| 0571 TECHNOLOGY EQUIPMENT | E | 0.00 | 0.00 | 0.00 | 0.00 | 0.00 | _____ |
| ----- | | | | | | | |
| DA HOT CHECK FUND EXPENSE | | 0.00 | 347.51 | 0.00 | 0.00 | 0.00 | 0.00 |
| DIST ATTY HOT CHECK FUND | | | | | | | |
| Income Totals | | 0.00 | 300.00 | 450.00 | 0.00 | 3.32 | 0.00 |
| Expense Totals | | 0.00 | 347.51 | 0.00 | 0.00 | 0.00 | 0.00 |

| Account Number and Title | T C | Actual Exper YEAR - 2014 | Actual Exper YEAR - 2015 | Actual Exper YEAR - 2016 | Org Budget YEAR - 2017 | Actual Exper YEAR - 2017 | Prop Budget YEAR - 2018 |
|------------------------------------------------|--------|-----------------------------|-----------------------------|-----------------------------|---------------------------|-----------------------------|----------------------------|
| ----- | | | | | | | |
| REPORTING FUND: 0043 COUNTY JUVENILE PROBATION | | | | | | | |
| 0370 CO JUVENILE REVENUES | | | | | | | |
| ===== | | | | | | | |
| 0120 INTEREST | I | 16.19 | 21.30 | 27.80 | 10.00 | 25.10 | 10.00 |
| 0130 SALES | I | 0.00 | 0.00 | 0.00 | 0.00 | 0.00 | |
| 0303 LOCAL FUNDING | I | 81,164.44 | 83,452.32 | 90,258.78 | 89,875.00 | 77,540.32 | 102,665.00 |
| 0305 4E REIMBURSEMENT | I | 0.00 | 0.00 | 0.00 | 0.00 | 0.00 | |
| 0399 MISCELLANEOUS | I | 0.00 | 0.00 | 0.00 | 0.00 | 0.00 | |
| 0411 REFUNDS | I | 0.00 | 0.00 | 0.00 | 0.00 | 0.00 | |
| 0898 CASH RESERVES | I | 0.00 | 0.00 | 0.00 | 15,000.00 | 0.00 | 15,000.00 |
| 0901 OPERATING TRANSFERS IN | I | 77,981.54 | 80,179.68 | 86,719.34 | 86,351.00 | 0.00 | 98,642.00 |
| 0905 PROBATION FEES | I | 330.00 | 0.00 | 0.00 | 0.00 | 1,636.46 | |
| 0906 CHILD SUPPORT | I | 0.00 | 0.00 | 0.00 | 0.00 | 0.00 | |
| 0942 SALARY TRANSFER | I | 163,998.00 | 163,998.00 | 163,998.00 | 163,998.00 | 122,998.50 | 153,998.00 |
| 0944 SALARY TRANSFER | I | 0.00 | 0.00 | 0.00 | 0.00 | 0.00 | |
| 0948 SALARY TRANSFER | I | 0.00 | 0.00 | 0.00 | 0.00 | 0.00 | |
| 0949 SALARY TRANSFER | I | 0.00 | 0.00 | 0.00 | 0.00 | 0.00 | |
| ----- | | | | | | | |
| CO JUVENILE REVENUES | | 323,490.17 | 327,651.30 | 341,003.92 | 355,234.00 | 202,200.38 | 370,315.00 |
| 0574 CO JUVENILE EXPENDITURES | | | | | | | |
| ===== | | | | | | | |
| 0102 CHIEF PROB OFF SALARY | E | 81,276.34 | 82,947.80 | 87,016.50 | 87,096.00 | 66,997.00 | 91,451.00 |
| 0103 PROB OFF SALRY J | E | 58,990.46 | 60,203.78 | 63,157.10 | 63,215.00 | 48,627.00 | 66,376.00 |
| 0104 PROB OFF SALARY D | E | 58,990.46 | 60,203.78 | 63,157.10 | 63,215.00 | 48,627.00 | 66,376.00 |
| 0150 MEAL EXPENSE | E | 0.00 | 0.00 | 0.00 | 0.00 | 0.00 | |
| 0160 BOARD & FO EXPENSE | E | 15,000.00 | 15,000.00 | 15,000.00 | 15,000.00 | 15,000.00 | 15,000.00 |
| 0201 SOCIAL SECURITY | E | 12,278.05 | 12,903.79 | 13,521.28 | 14,169.00 | 10,497.80 | 14,831.00 |
| 0202 GROUP INSURANCE | E | 26,404.98 | 27,231.24 | 28,400.70 | 28,200.00 | 21,071.34 | 30,339.00 |
| 0203 RETIREMENT | E | 29,758.35 | 29,557.70 | 30,025.66 | 32,817.00 | 23,234.01 | 34,063.00 |
| 0204 WORKERS COMP | E | 236.00 | 622.73 | 382.16 | 663.00 | 375.90 | 663.00 |
| 0205 MEDICARE | E | 2,871.59 | 3,017.93 | 3,162.22 | 3,314.00 | 2,455.08 | 3,469.00 |
| 0206 UNEMPLOYMENT | E | 98.38 | 101.14 | 173.60 | 600.00 | 82.15 | 600.00 |
| 0305 OPERATING EXPENSES | E | 2,329.69 | 956.01 | 2,103.33 | 3,000.00 | 789.38 | 3,000.00 |
| 0310 OFFICE SUPPLIES | E | 1,860.55 | 2,188.38 | 916.56 | 2,000.00 | 827.49 | 2,000.00 |
| 0351 COUNTY NON-RESIDENTIAL | E | 331.43 | 1,846.20 | 1,809.71 | 7,730.00 | 328.06 | 7,730.00 |
| 0353 PROBATION FEE EXPENSE | E | 1,281.00 | 0.00 | 0.00 | 0.00 | 0.00 | 0.00 |
| 0400 DUES & BONDS | E | 150.00 | 150.00 | 150.00 | 600.00 | 100.00 | 600.00 |
| 0420 COMMUNICATION | E | 1,323.00 | 1,440.00 | 1,855.44 | 5,000.00 | 1,430.91 | 5,000.00 |
| 0425 TRANSPORTATION | E | 19,363.45 | 20,153.48 | 16,967.89 | 18,175.00 | 10,133.75 | 18,175.00 |
| 0427 TRAINING | E | 1,310.00 | 1,530.00 | 1,225.00 | 1,632.00 | 1,140.00 | 1,632.00 |
| 0450 REPAIR & MAINTENANCE | E | 1,240.82 | 1,219.50 | 954.00 | 3,000.00 | 767.00 | 3,000.00 |
| 0482 LIABILITY INSURANCE | E | 455.00 | 473.00 | 459.50 | 600.00 | 437.00 | 600.00 |
| 0497 SALES TAX | E | 0.00 | 0.00 | 0.00 | 0.00 | 0.00 | |
| 0570 MACHINERY AND EQUIPMENT | E | 0.00 | 0.00 | 905.00 | 500.00 | 0.00 | 500.00 |
| 0571 TECHNOLOGY EQUIPMENT | E | 0.00 | 0.00 | 0.00 | 0.00 | 0.00 | |
| 0572 JUVENILE CAR | E | 0.00 | 0.00 | 0.00 | 0.00 | 0.00 | |
| 0802 AUDIT | E | 4,600.00 | 4,600.00 | 4,700.00 | 4,700.00 | 4,800.00 | 4,900.00 |
| ----- | | | | | | | |
| CO JUVENILE EXPENDITURES | | 317,587.55 | 326,346.46 | 336,042.75 | 355,226.00 | 257,720.87 | 370,305.00 |
| COUNTY JUVENILE PROBATION | | | | | | | |
| Income Totals | | 323,490.17 | 327,651.30 | 341,003.92 | 355,234.00 | 202,200.38 | 370,315.00 |
| Expense Totals | | 317,587.55 | 326,346.46 | 336,042.75 | 355,226.00 | 257,720.87 | 370,305.00 |

| Account Number and Title | T C | Actual Exper YEAR - 2014 | Actual Exper YEAR - 2015 | Actual Exper YEAR - 2016 | Org Budget YEAR - 2017 | Actual Exper YEAR - 2017 | Prop Budget YEAR - 2018 |
|-----------------------------------------|--------|-----------------------------|-----------------------------|-----------------------------|---------------------------|-----------------------------|----------------------------|
| ----- | | | | | | | |
| REPORTING FUND: 0061 ANNEX SINKING FUND | | | | | | | |
| 0310 ANNEX SF TAXES | | | | | | | |
| ===== | | | | | | | |
| 0110 CURRENT TAX LEVY | I | 319,562.39 | 296,285.50 | 291,475.85 | 295,095.00 | 293,087.46 | 296,481.00 |
| 0111 DELINQUENT TAXES | I | 3,213.44 | 5,727.84 | 4,508.38 | 4,000.00 | 3,029.16 | 4,000.00 |
| 0116 PENALTY & INTEREST | I | 2,919.57 | 3,460.42 | 3,289.25 | 2,500.00 | 2,489.81 | 3,000.00 |
| ----- | | | | | | | |
| ANNEX SF TAXES | | 325,695.40 | 305,473.76 | 299,273.48 | 301,595.00 | 298,606.43 | 303,481.00 |
| 0370 ANNEX SF MISC REVENUE | | | | | | | |
| ===== | | | | | | | |
| 0120 NOW INTEREST | I | 3.80 | 9.74 | 9.32 | 0.00 | 68.11 | |
| 0121 INTEREST | I | 0.00 | 0.00 | 0.00 | 0.00 | 0.00 | |
| ----- | | | | | | | |
| ANNEX SF MISC REVENUE | | 3.80 | 9.74 | 9.32 | 0.00 | 68.11 | 0.00 |
| 0610 ANNEX SF EXPENSES | | | | | | | |
| ===== | | | | | | | |
| 0619 PRINCIPAL, CERT OF OBLIGATION | E | 220,000.00 | 230,000.00 | 256,403.75 | 245,000.00 | 245,000.00 | 250,000.00 |
| 0659 INTEREST, CERT OF OBLIGATION | E | 48,357.50 | 44,420.00 | 19,147.50 | 36,152.00 | 19,147.50 | 31,820.00 |
| 0699 OTHER EXPENSES/FEES | E | 400.00 | 400.00 | 200.00 | 400.00 | 200.00 | 400.00 |
| ----- | | | | | | | |
| ANNEX SF EXPENSES | | 268,757.50 | 274,820.00 | 275,751.25 | 281,552.00 | 264,347.50 | 282,220.00 |
| ANNEX SINKING FUND | | | | | | | |
| Income Totals | | 325,699.20 | 305,483.50 | 299,282.80 | 301,595.00 | 298,674.54 | 303,481.00 |
| Expense Totals | | 268,757.50 | 274,820.00 | 275,751.25 | 281,552.00 | 264,347.50 | 282,220.00 |

| Account Number and Title | T C | Actual Exper YEAR - 2014 | Actual Exper YEAR - 2015 | Actual Exper YEAR - 2016 | Org Budget YEAR - 2017 | Actual Exper YEAR - 2017 | Prop Budget YEAR - 2018 |
|--------------------------------------------|--------|-----------------------------|-----------------------------|-----------------------------|---------------------------|-----------------------------|----------------------------|
| ----- | | | | | | | |
| REPORTING FUND: 0070 F-M RIGHT OF WAY FUND | | | | | | | |
| 0310 FM-ROW TAXES | | | | | | | |
| ===== | | | | | | | |
| 0110 CURRENT TAX LEVY | I | 12,647.44 | 10,648.43 | 10,556.16 | 8,680.00 | 8,626.12 | _____ |
| 0111 DELINQUENT TAXES | I | 141.93 | 206.58 | 163.19 | 200.00 | 90.30 | _____ |
| 0116 PENALTY & INTEREST | I | 126.50 | 125.79 | 119.05 | 90.00 | 74.73 | _____ |
| ----- | | | | | | | |
| FM-ROW TAXES | | 12,915.87 | 10,980.80 | 10,838.40 | 8,970.00 | 8,791.15 | 0.00 |
| 0370 FM-ROW MISC REVENUES | | | | | | | |
| ===== | | | | | | | |
| 0120 INTEREST EARNED | I | 7.59 | 8.88 | 7.06 | 0.00 | 58.89 | _____ |
| 0901 TRANSFER | I | 0.00 | 0.00 | 0.00 | 0.00 | 0.00 | _____ |
| ----- | | | | | | | |
| FM-ROW MISC REVENUES | | 7.59 | 8.88 | 7.06 | 0.00 | 58.89 | 0.00 |
| 0625 FM-ROW EXPENSES | | | | | | | |
| ===== | | | | | | | |
| 0551 RIGHT-OF-WAY PURCHASE | E | 0.00 | 0.00 | 0.00 | 0.00 | 0.00 | _____ |
| 0553 UTILITY ADJUSTMENTS | E | 0.00 | 7,739.05 | 0.00 | 0.00 | 0.00 | _____ |
| ----- | | | | | | | |
| FM-ROW EXPENSES | | 0.00 | 7,739.05 | 0.00 | 0.00 | 0.00 | 0.00 |
| F-M RIGHT OF WAY FUND | | | | | | | |
| Income Totals | | 12,923.46 | 10,989.68 | 10,845.46 | 8,970.00 | 8,850.04 | 0.00 |
| Expense Totals | | 0.00 | 7,739.05 | 0.00 | 0.00 | 0.00 | 0.00 |

| Account Number and Title | T C | Actual Exper YEAR - 2014 | Actual Exper YEAR - 2015 | Actual Exper YEAR - 2016 | Org Budget YEAR - 2017 | Actual Exper YEAR - 2017 | Prop Budget YEAR - 2018 |
|------------------------------------------------|--------|-----------------------------|-----------------------------|-----------------------------|---------------------------|-----------------------------|----------------------------|
| ----- | | | | | | | |
| REPORTING FUND: 0085 COUNTY CLERK ARCHIVE FUND | | | | | | | |
| 0351 CO CLERK ARCHIVE FUND | | | | | | | |
| ===== | | | | | | | |
| 0410 ARCHIVE FEE | I | 98,510.00 | 83,565.00 | 61,550.00 | 60,000.00 | 40,316.00 | 50,000.00 |
| ----- | | | | | | | |
| CO CLERK ARCHIVE FUND | | 98,510.00 | 83,565.00 | 61,550.00 | 60,000.00 | 40,316.00 | 50,000.00 |
| 0370 MISC INCOME | | | | | | | |
| ===== | | | | | | | |
| 0120 INTEREST EARNED | I | 0.00 | 0.00 | 0.00 | 0.00 | 131.25 | |
| ----- | | | | | | | |
| MISC INCOME | | 0.00 | 0.00 | 0.00 | 0.00 | 131.25 | 0.00 |
| 0403 CO CLERK ARCHIVE EXP | | | | | | | |
| ===== | | | | | | | |
| 0410 ARCHIVE EXPENSE | E | 18,029.20 | 29,083.04 | 30,000.00 | 50,000.00 | 0.00 | 30,000.00 |
| 0571 TECHNOLOGY EQUIPMENT | E | 0.00 | 0.00 | 0.00 | 0.00 | 0.00 | |
| ----- | | | | | | | |
| CO CLERK ARCHIVE EXP | | 18,029.20 | 29,083.04 | 30,000.00 | 50,000.00 | 0.00 | 30,000.00 |
| COUNTY CLERK ARCHIVE FUND | | | | | | | |
| Income Totals | | 98,510.00 | 83,565.00 | 61,550.00 | 60,000.00 | 40,447.25 | 50,000.00 |
| Expense Totals | | 18,029.20 | 29,083.04 | 30,000.00 | 50,000.00 | 0.00 | 30,000.00 |

| Account Number and Title | T C | Actual Exper YEAR - 2014 | Actual Exper YEAR - 2015 | Actual Exper YEAR - 2016 | Org Budget YEAR - 2017 | Actual Exper YEAR - 2017 | Prop Budget YEAR - 2018 |
|----------------------------------------------|--------|-----------------------------|-----------------------------|-----------------------------|---------------------------|-----------------------------|----------------------------|
| ----- | | | | | | | |
| REPORTING FUND: 0086 DIST CLERK ARCHIVE FUND | | | | | | | |
| 0354 DIST CLERK ARCHIVE FUND REV | | | | | | | |
| ===== | | | | | | | |
| 0410 ARCHIVE FEE | I | 2,800.00 | 3,310.00 | 4,375.00 | 3,000.00 | 2,975.00 | 3,000.00 |
| 0898 CASH RESERVES | I | 0.00 | 0.00 | 0.00 | 0.00 | 0.00 | 2,000.00 |
| ----- | | | | | | | |
| DIST CLERK ARCHIVE FUND REV | | 2,800.00 | 3,310.00 | 4,375.00 | 3,000.00 | 2,975.00 | 5,000.00 |
| 0370 MISC REVENUE | | | | | | | |
| ===== | | | | | | | |
| 0120 INTEREST EARNED | I | 0.00 | 0.00 | 0.00 | 0.00 | 5.92 | |
| ----- | | | | | | | |
| MISC REVENUE | | 0.00 | 0.00 | 0.00 | 0.00 | 5.92 | 0.00 |
| 0450 DIST CLERK ARCHIVE EXPENSE | | | | | | | |
| ===== | | | | | | | |
| 0410 ARCHIVE EXPENSE | E | 0.00 | 0.00 | 0.00 | 3,000.00 | 0.00 | 5,000.00 |
| 0571 TECHNOLOGY EQUIPMENT | E | 0.00 | 0.00 | 0.00 | 0.00 | 0.00 | |
| ----- | | | | | | | |
| DIST CLERK ARCHIVE EXPENSE | | 0.00 | 0.00 | 0.00 | 3,000.00 | 0.00 | 5,000.00 |
| DIST CLERK ARCHIVE FUND | | | | | | | |
| Income Totals | | 2,800.00 | 3,310.00 | 4,375.00 | 3,000.00 | 2,980.92 | 5,000.00 |
| Expense Totals | | 0.00 | 0.00 | 0.00 | 3,000.00 | 0.00 | 5,000.00 |

| Account Number and Title | T C | Actual Exper YEAR - 2014 | Actual Exper YEAR - 2015 | Actual Exper YEAR - 2016 | Org Budget YEAR - 2017 | Actual Exper YEAR - 2017 | Prop Budget YEAR - 2018 |
|-----------------------------------------|--------|-----------------------------|-----------------------------|-----------------------------|---------------------------|-----------------------------|----------------------------|
| ----- | | | | | | | |
| REPORTING FUND: 0087 CO CLERK TECH FUND | | | | | | | |
| 0370 CO CLERK TECH FUND REVENUE | | | | | | | |
| ===== | | | | | | | |
| 0120 INTEREST | I | 0.16 | 0.32 | 0.31 | 0.00 | 2.12 | |
| 0131 TECH FEE | I | 1,298.00 | 1,040.00 | 728.00 | 1,000.00 | 446.00 | 600.00 |
| 0898 CASH RESERVES | I | 0.00 | 0.00 | 0.00 | 0.00 | 0.00 | 800.00 |
| ----- | | | | | | | |
| CO CLERK TECH FUND REVENUE | | 1,298.16 | 1,040.32 | 728.31 | 1,000.00 | 448.12 | 1,400.00 |
| 0991 CO CLERK TECH FUND EXPENSE | | | | | | | |
| ===== | | | | | | | |
| 0305 OPERATING EXPENSE | E | 0.00 | 0.00 | 0.00 | 0.00 | 0.00 | |
| 0420 COMMUNICATION | E | 0.00 | 0.00 | 0.00 | 0.00 | 0.00 | |
| 0450 REPAIR & MAINT | E | 0.00 | 0.00 | 0.00 | 500.00 | 0.00 | 700.00 |
| 0570 MACH & EQUIP | E | 0.00 | 0.00 | 0.00 | 500.00 | 0.00 | 700.00 |
| 0571 TECHNOLOGY EQUIPMENT | E | 0.00 | 0.00 | 0.00 | 0.00 | 0.00 | |
| ----- | | | | | | | |
| CO CLERK TECH FUND EXPENSE | | 0.00 | 0.00 | 0.00 | 1,000.00 | 0.00 | 1,400.00 |
| CO CLERK TECH FUND | | | | | | | |
| Income Totals | | 1,298.16 | 1,040.32 | 728.31 | 1,000.00 | 448.12 | 1,400.00 |
| Expense Totals | | 0.00 | 0.00 | 0.00 | 1,000.00 | 0.00 | 1,400.00 |

| Account Number and Title | T C | Actual Exper YEAR - 2014 | Actual Exper YEAR - 2015 | Actual Exper YEAR - 2016 | Org Budget YEAR - 2017 | Actual Exper YEAR - 2017 | Prop Budget YEAR - 2018 |
|-------------------------------------------|--------|-----------------------------|-----------------------------|-----------------------------|---------------------------|-----------------------------|----------------------------|
| ----- | | | | | | | |
| REPORTING FUND: 0089 DIST CLERK TECH FUND | | | | | | | |
| 0370 DIST CLERK TECH FUND REVENUE | | | | | | | |
| ===== | | | | | | | |
| 0120 INTEREST | I | 1.04 | 1.34 | 1.56 | 0.00 | 6.56 | |
| 0132 DIST CLERK TECH FEE | I | 3,169.00 | 3,277.00 | 4,130.00 | 4,000.00 | 2,589.00 | 3,000.00 |
| 0898 CASH RESERVES | I | 0.00 | 0.00 | 0.00 | 2,000.00 | 0.00 | 3,000.00 |
| ----- | | | | | | | |
| DIST CLERK TECH FUND REVENUE | | 3,170.04 | 3,278.34 | 4,131.56 | 6,000.00 | 2,595.56 | 6,000.00 |
| 0992 DIST CLERK TECH FUND EXPENSE | | | | | | | |
| ===== | | | | | | | |
| 0305 OPERATING EXPENSE | E | 0.00 | 1,048.92 | 1,526.00 | 2,000.00 | 52.28 | 2,000.00 |
| 0420 COMMUNICATION | E | 0.00 | 0.00 | 0.00 | 1,000.00 | 0.00 | 1,000.00 |
| 0450 REPAIR & MAINT | E | 1,155.55 | 642.88 | 0.00 | 1,000.00 | 0.00 | 1,000.00 |
| 0570 MACH & EQUIP | E | 0.00 | 0.00 | 0.00 | 2,000.00 | 0.00 | 2,000.00 |
| 0571 TECHNOLOGY EQUIPMENT | E | 0.00 | 0.00 | 0.00 | 0.00 | 0.00 | |
| ----- | | | | | | | |
| DIST CLERK TECH FUND EXPENSE | | 1,155.55 | 1,691.80 | 1,526.00 | 6,000.00 | 52.28 | 6,000.00 |
| DIST CLERK TECH FUND | | | | | | | |
| Income Totals | | 3,170.04 | 3,278.34 | 4,131.56 | 6,000.00 | 2,595.56 | 6,000.00 |
| Expense Totals | | 1,155.55 | 1,691.80 | 1,526.00 | 6,000.00 | 52.28 | 6,000.00 |

| Account Number and Title | T C | Actual Exper YEAR - 2014 | Actual Exper YEAR - 2015 | Actual Exper YEAR - 2016 | Org Budget YEAR - 2017 | Actual Exper YEAR - 2017 | Prop Budget YEAR - 2018 |
|-----------------------------------------|--------|-----------------------------|-----------------------------|-----------------------------|---------------------------|-----------------------------|----------------------------|
| REPORTING FUND: 0090 JP TECHNOLOGY FUND | | | | | | | |
| 0370 REVENUES | | | | | | | |
| ===== | | | | | | | |
| 0120 INTEREST EARNED | I | 2.66 | 3.24 | 2.54 | 0.00 | 15.61 | |
| 0127 JP #1 FEES | I | 3,114.00 | 2,530.00 | 2,852.00 | 3,000.00 | 2,192.00 | 3,000.00 |
| 0128 JP #2 FEES | I | 5,572.63 | 4,857.39 | 3,426.16 | 5,000.00 | 2,493.46 | 5,000.00 |
| 0998 OTHER SOURCES | I | 0.00 | 0.00 | 0.00 | 0.00 | 0.00 | |
| 0999 OTHER/MISC REVENUES | I | 0.00 | 2,711.71 | 0.00 | 0.00 | 0.00 | |
| ----- | | | | | | | |
| REVENUES | | 8,689.29 | 10,102.34 | 6,280.70 | 8,000.00 | 4,701.07 | 8,000.00 |
| 0990 EXPENSE | | | | | | | |
| ===== | | | | | | | |
| 0305 OPERATING SUPPLIES | E | 3,210.47 | 5,614.17 | 2,248.90 | 3,000.00 | 984.31 | 3,000.00 |
| 0420 COMMUNICATION | E | 627.27 | 0.00 | 0.00 | 0.00 | 0.00 | |
| 0450 REPAIR & MAINTENANCE | E | 248.00 | 0.00 | 3,200.76 | 1,500.00 | 0.00 | 1,500.00 |
| 0460 RENTAL/MAINTENANCE | E | 4,637.37 | 0.00 | 0.00 | 0.00 | 0.00 | |
| 0570 MACHINERY & EQUIPMENT | E | 0.00 | 2,905.01 | 0.00 | 3,500.00 | 0.00 | 3,500.00 |
| 0571 TECHNOLOGY EQUIPMENT | E | 0.00 | 0.00 | 0.00 | 0.00 | 0.00 | |
| 0575 LEASE PAYMENTS | E | 0.00 | 0.00 | 0.00 | 0.00 | 0.00 | |
| ----- | | | | | | | |
| EXPENSE | | 8,723.11 | 8,519.18 | 5,449.66 | 8,000.00 | 984.31 | 8,000.00 |
| JP TECHNOLOGY FUND | | | | | | | |
| Income Totals | | 8,689.29 | 10,102.34 | 6,280.70 | 8,000.00 | 4,701.07 | 8,000.00 |
| Expense Totals | | 8,723.11 | 8,519.18 | 5,449.66 | 8,000.00 | 984.31 | 8,000.00 |

08/28/17
TIME:10:29 AM

Budget Workshop Assistant -- Account Listing

PAGE 48
PREPARER:0005

| Account Number and Title | T C | Actual Exper YEAR - 2014 | Actual Exper YEAR - 2015 | Actual Exper YEAR - 2016 | Org Budget YEAR - 2017 | Actual Exper YEAR - 2017 | Prop Budget YEAR - 2018 |
|-----------------------------|--------|-----------------------------|-----------------------------|-----------------------------|---------------------------|-----------------------------|----------------------------|
|-----------------------------|--------|-----------------------------|-----------------------------|-----------------------------|---------------------------|-----------------------------|----------------------------|

REPORTING FUND: 9999 REPORT TOTALS

REPORT TOTALS

| | | | | | | | |
|----------------|--|---------------|---------------|---------------|---------------|---------------|---------------|
| Income Totals | | 12,877,672.91 | 11,947,116.11 | 12,832,690.19 | 12,078,205.00 | 12,073,262.18 | 13,519,569.00 |
| Expense Totals | | 10,584,959.84 | 11,212,836.54 | 12,646,284.50 | 11,881,421.00 | 8,052,988.90 | 13,357,493.00 |